



Seal

Church of England
Primary School



Seal CEP Primary

Zambra Way, TN15 0DJ

Tel: 01732 762388

office@inspirefederation.co.uk

Executive Headteacher – Mrs Liz Mitchell

exehead@inspirefederation.co.uk

Head of School – Mrs Lorraine Butler

Sealheadofschool@inspirefederation.co.uk

Friday 15th September 2023

Dear Parents/Carers,

As you know, we use the Read, Write Inc phonics to teach children how to read. Children have daily phonics sessions to develop their phonic knowledge and ability to read.

Children currently come home with 'book bag books' to read, the aim of these books are for the children to work on their reading skills and with the support of adults in the home, develop a love of reading. Although these books are matched to the sounds your child is learning, the books have not been read before by the child and therefore they may need support and encouragement. These books are read 3 times, to develop fluency and confidence.

The children read Read, Write Inc books daily in school once they get to red group, as part of the phonics session, to develop their fluency, decoding skills and comprehension. The idea is that the children develop confidence by reading the same book over a number of days.

We will now be assigning the books your child reads in their Read, Write Inc sessions via ebooks.

Please note, if your child is reading ditty sheets, these will be sent home with them daily. Please continue to read through the sounds, words and story with your child to develop their fluency.

If your child is in red-grey group, they will read the same book for 3-5 days, this is to develop fluency and confidence before moving on.

If your child is in red-orange group the days will focus on:

Day 1 : focus on reading the green and red words, so that these can be sight read.

Day 2: read the story through, using as little Fred talk as possible.

Day 3: reading the story with a storyteller voice and answer the questions at the end of the story.

If your child is in yellow-grey group the days will focus on:

Day 1: focus on reading the green and red words, so that these can be sight read.

Day 2: read the story through, using as little Fred talk as possible.

Day 3: focus on fluency and confidence.

Day 4: reading with expression.

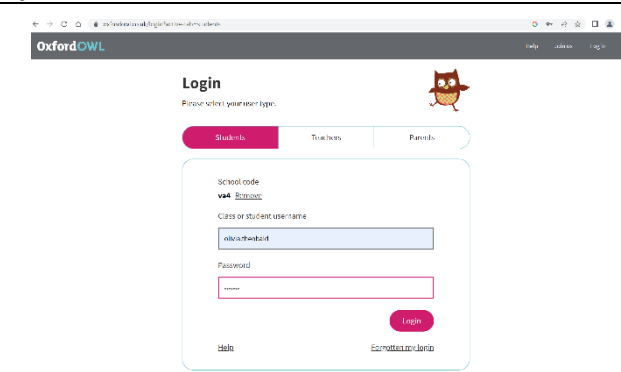
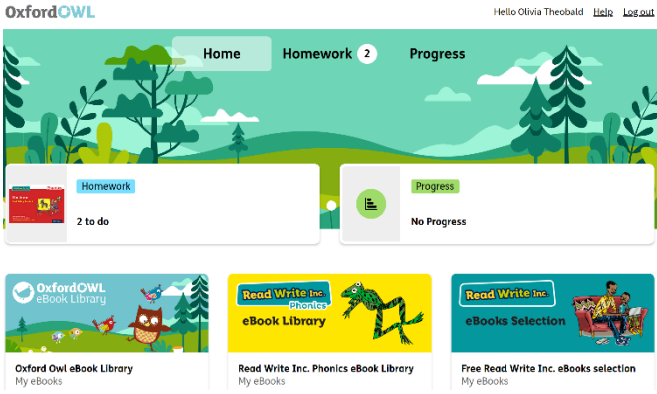
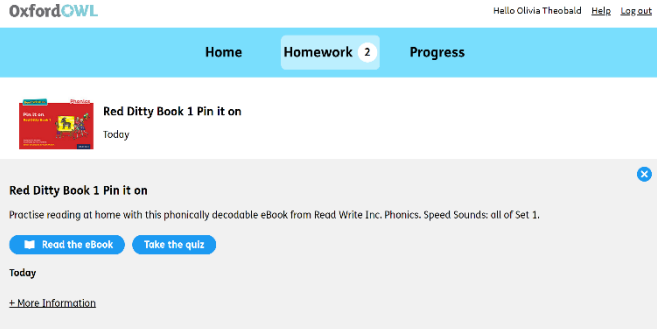

Day 5: focus on speed and understanding of the story.

Please watch this video to understand how to best support your child's reading at home:

<https://schools.ruthmiskin.com/training/view/OVklp7sf/PdeD8tsz>

Everytime your child starts a new story in their phonics group, it will be assigned through the Oxford Owl website: <https://www.oxfordowl.co.uk/>. Using your child’s individual username and password, you will be able to log in and access the book.

Please use these instructions to access the eBook system:

<p>Log into the Oxford Owl website, as a student using your child’s log in details.</p> <p>You can use this system on any device.</p>	
<p>Find the home page and go to homework, where your child’s current reading book will be.</p>	
<p>Click on the eBook.</p> <p>The quiz can be completed after the book has been read.</p>	
<p>Read through the green words, red words and the story.</p>	

If you are not sure of your child’s Oxford Owl log in, please email Miss Theobald at otheobald@inspireiam.org.uk.

Many thanks for your support,
Miss Theobald