




Butterflies

Monday 30th March

Daily Timetable



9:00am-9:30am



Reading – If you are in **Read, Write Inc**, please go to the ‘Key Stage 1 Reading’ page on the website under ‘classes.’

Please go to the Read, Write Inc group that you are in and read the book you read yesterday to become more fluent at reading this book.

Please take part in the Speed Sounds lesson which is live streamed from:

https://www.youtube.com/channel/UCo7fbLqY2oA_cFCIq9GdxtQ

Set 1 lesson is at 9:30am or 12:30pm (red, green & purple groups)

Set 2 lesson is at 10:00am or 1:00pm (pink, orange and yellow groups)

Set 3 lesson is at 10:30am or 1:30pm (blue and grey groups)

Please email your teacher to find out which group your child is in if you are not sure.

If you are in **guided reading**, please read the next chapter of *Fantastic Mr Fox* on our class page and make a prediction.

When you are predicting, you need to try to explain **why** you think this will happen. E.g. is it because the character is mean?

9:30am-10:00am

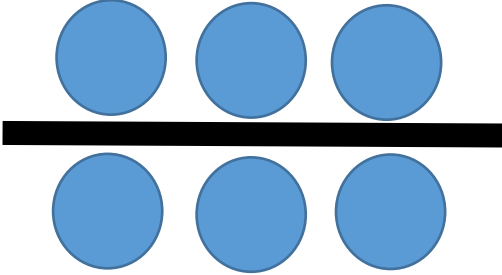




Mental Arithmetic

Learn your corresponding division facts for the 2 times table.

E.g. If we know that $3 \times 2 = 6$

Then $6 \div 2 = 3$.

	<p>This is because it is the inverse.</p> <p>Get some counters or coins out and make the array for each multiplication fact in the two times table e.g.</p> <div style="display: flex; align-items: center; justify-content: center;">  <div style="margin-left: 20px;"> <p>I've made an array because I have 2 rows of 3 (2 lots of 3) which makes 6.</p> <p>Now if I share 6 between 2 (divide by 2) which means I need to split it into two groups – I get 3 in each group. So I know $6 \div 2 = 3$.</p> <p>Do this for every fact from 1×2 to 12×2 and don't forget to draw it in your book.</p> <p>Hint: $2 \div 1$ is simply 2 as you are sharing it between 1 (so don't do anything – it is already shared between 1).</p> </div> </div>
<p>10:00-10:30am</p> 	<p>Do a chosen mindfulness activity e.g. drawing, going for a walk (if you can), dancing, listening to music and deep breathing etc.</p>
<p>10:30-10:45am</p> 	<p>Breaktime – have a healthy snack and play.</p>

10:45-11:30pm



Maths

L.O. To categorise items which we would measure mass and capacity

In order to complete '2020 - The Year of Change; Challenge 2' this week, we need to be able to measure mass and capacity. First, we need to understand what mass and capacity are and which things we would measure for mass and which we would measure for capacity.

Mass – when we measure mass, we are measuring how heavy something is.

Watch this video: <https://www.youtube.com/watch?v=JYoZXkRYj1I>

Capacity – when we measure volume, we are measuring how much liquid there is that fills a container.




Capacity is the total amount you could fit into a container.

Watch the video: <https://www.youtube.com/watch?v=rVjEEKXvUbU>

Now find 20 items around your house. Can you categorise them into what you would measure them for by drawing a table in your home learning journal:

For example

Mass	Capacity/volume
Minnie Mouse cuddly toy	Water in my water bottle
TV remote control	Measuring beaker

<p>11:30-12:00pm</p> 	<p>P.E. with Joe Wicks</p> <p>Complete today's work out. Alternatively, do another form of exercise if you'd prefer to.</p>
<p>12:00pm-1:00pm</p> 	<p>Lunchtime and playtime</p>
<p>1:00pm-2:30pm</p> 	<p>2020 – A Year of Change How can I make the best Easter cake for my family?</p> <p>Watch this week's challenge video on the website, if you haven't already. You need to design and make an Easter cake for everyone in your house to enjoy over Easter. First thing's first, let's recall everything we already know about cake making.</p> <p>Draw a mindmap in your learning journal about what you already know.</p> <p>Now you need to do some research. Find out about different types of cake e.g. sponge cake, carrot cake, fruit cake etc. Record them in your journal. Find out about different types of fillings that could go in cakes. Find out about different types of icing. Record all this into your journal.</p>

You need to find out what the people in your family enjoy. Complete a survey to find out:

- What is their favourite type of cake?
- What is their favourite flavoured cake?
- What is their favourite filling in a cake?
- What is their favourite type of icing?

You could show them your journal with your research to give them options to choose from. Once you have done this, you will need to think about which answers are most popular and write them down in your journal. This will be your design criteria (what your cake must be like). For example, most people in my family said they liked chocolate, sponge cake, chocolate filling and buttercream icing so my design criteria is...

My design criteria:


A chocolate sponge cake

Chocolate filling

Chocolate buttercream icing.

Now you know what type of cake you need to design! Well done.

The last task for today is to research: what are the main ingredients that you need when you make a cake? Check that you have these in your house, otherwise you might need to ask mum or dad if they can buy some when they next go shopping.

<p>2:30pm-3:00pm</p> 	<p>Story time Ask a member of your family to read you a story.</p> <p>Please could you email us your maths work and all your work so far for the Easter Cake challenge. We look forward to seeing it!</p>
<p>3:00-3:30</p>	<p>Practise what you have been trying to become an expert in from last week e.g. bike riding, tying your shoe laces, piano playing I will be having another go at my lasagne!</p>

Any questions, please email your teacher. Have a great day 😊

We look forward to seeing your fabulous work!