




Dragonflies  
Monday 23<sup>rd</sup> March  
Daily Timetable



<p>9:00-9:10am</p> 	<p>5 Minute Move by Joe Wicks to wake yourselves up</p> <p><a href="https://www.youtube.com/watch?v=d3LPrhI0v-w">https://www.youtube.com/watch?v=d3LPrhI0v-w</a></p>
<p>9:10am-9:45am</p> 	<p>Reading – If you are in Read, Write Inc, please find an e-book to read on the Big Cat Collins website which corresponds to your Read Write Inc group colour. If you are not sure which books to access, please email your teacher and they will show you.</p> <p>If you are not sure how to access the Big Cat Collins website, please refer to the letter from Mrs Clarke which is on the website class page.</p> <p>If you are in guided reading, please read the start of the book: <i>Fantastic Mr Fox</i>. The pages for today are saved on the website followed by some questions. Answer the questions in your learning journal or email the answers to your teacher. Challenge: Quote, or point, to the part of the text which tells you the answer to the question.</p>
<p>9:45am-10:00am</p> 	<p>Mental Arithmetic</p> <p>Please practise your 2 times table by playing 'Hit the Button'</p> <p><a href="https://www.topmarks.co.uk/maths-games/hit-the-button">https://www.topmarks.co.uk/maths-games/hit-the-button</a></p> <p>If you would like an activity that is not timed where the children could work out the answers drawing or making arrays try this website.</p>

<http://www.snappymaths.com/multdiv/2xtable/interactive/newlook/2xtableintd.htm>

10:00-10:15am

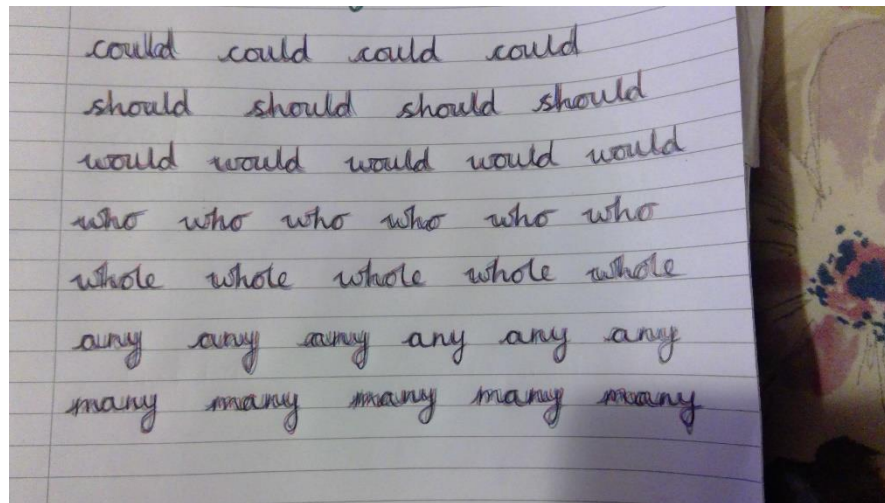


Spelling – do rainbow writing for these words:

Challenge 1 words: the, do, to, today, of, said, says, are

Challenge 2 words: eye, could, should, would, who, whole, any, many

Rainbow writing is as below where the children write a line of each word in pencil and then go over the same word a few times in different coloured pencils – please encourage a high standard of presentation in handwriting.



10:15-10:30am



Breaktime - have a healthy snack and play.

10:30-11:30am



Maths

L.O. To use multiplication to solve word problems (applying)

SC1: I can use arrays.

SC2: I can identify the numbers I need to multiply to calculate the answer.

SC3: I can use a pictorial representation to calculate the answer.

Firstly, revise arrays. Arrays are a way of organising a number into rows and columns which shows how many **groups of** a certain number you have.

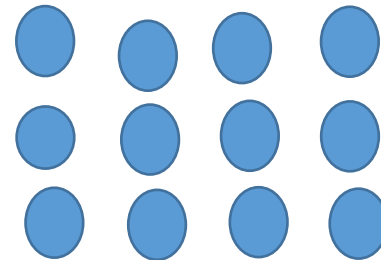
Watch this Youtube clip on arrays:

<https://www.youtube.com/watch?v=3rQRn-7uGaE>

Now, complete the assigned mathematics task on arrays.


Now that you have revised arrays, you are ready to solve word problems using multiplication. Remember, multiplication is how many **groups of** a number you have.

For example: I have 3 cupcakes. Each cupcake has 4 sprinkles on it. How many sprinkles are there all together?



I have 4 sprinkles, 3 times (one group of 4 for each cupcake) so I have drawn an array of  $4 \times 3$ .

I can now count these up and I know my total is 12.

	<p>Now complete you Mathletics assignment: multiplication problems 1. – Watch my video on the website to go through the first two together.</p> <p><b><u>Please note: some of you may not have been assigned this activity. If not, please complete the multiplication activity that you have been assigned.</u></b></p> <p>Please draw the arrays for each problem in your home learning journal to help you calculate the answer. Photograph your arrays to send to your teacher so we can see how well you’ve got on!</p> <p>Self-assessment: can you use arrays? Can you see which numbers you have to multiply (or put into an array) in a multiplication word problem? Can you draw your arrays to help you find the answer? If the answer is yes, tell your teacher in an email! If you have answered no to any of these, tell your teacher what you are finding difficult so we can help you.</p>
<p>11:30am-12:00pm</p> 	<p>Rest and relaxation</p> <p>Listen to some calming music or go into your garden if you have one and listen to the sounds that you can hear. Have a conversation with someone in your family.</p>

12:00pm-1:00pm



Lunchtime and playtime

1:00pm-2:30pm



Writing

L.O: To use apostrophes correctly (applying).

SC1: I can use apostrophes for possession.

SC2: I can use apostrophes for omission.

SC3: I can use the correct punctuation mark for an apostrophe.

Before school closed, we were writing the story of the Jack and the beanstalk using apostrophes. We were going to change the ending.

Ask a parent or a sibling to read the story of the Jack and the Beanstalk to you on this website:

<https://www.storynory.com/jack-and-the-beanstalk/>

If not, listen to it by clicking the play button at the top of the webpage.

Now, it's your turn to tell your version of the story. Go back to the part where the ogre fell asleep. What happens next? Re-write the ending, changing the story as you please.

Remember to use apostrophes in your writing:

Apostrophes for possession: watch our funny video to remind you...

<https://www.youtube.com/watch?v=gubPH3WEurg>

e.g. Jack's mother

The boy's face

The beanstalk's branches

Apostrophes for omission:

Won't, couldn't, wouldn't, shouldn't, I'm, I'll, She'll, We'll, etc.

You could use this word mat to help you:


<https://www.twinkl.co.uk/resource/t2-e-1436-contractions-word-mat>.

Once you have written your ending. Please read it back to a parent or a family member. Check that it makes sense. Is it missing anything? Check you have included everything in the checklist below.

Remember, if you want to make changes to it, put a neat line through it with a pencil and re-write it. I love to see changes that have been made so please don't rub them out 😊.

Capital letters and full stops.	
Conjunctions (co-ordinating: and, but, so, for, or and subordinating: when, if, that, because).	
Expanded noun phrases 'the vast, emerald beanstalk'.	
Adventurous vocabulary choices.	
Apostrophes (for possession and omission).	

Please take a photograph of your writing or type it and email it to your teacher so they can give you some feedback 😊. We would like to put some good examples on the school website.

2:30pm 	Story time – ask someone in your family to read you a story.

Any questions, please email your teacher. Have a great day ☺

I look forward to seeing your fabulous work!