


## Butterflies and Dragonflies

### Friday 1<sup>st</sup> May

Timings	Activity
<p>9:00 – 9:30</p> 	<p>Reading – If you are in <b>Read, Write Inc.</b>, Oxford Owl have made available the e-books relevant to your RWI level. You will need to create a login first so please visit:  <a href="https://www.oxfordowl.co.uk/user/sign_up.html">https://www.oxfordowl.co.uk/user/sign_up.html</a></p> <p>Once you have confirmed your login on your email it will direct you to a page that says “Find a book” Please click on that and then follow the instructions below.</p> <p><b>Click on e-books and find your relevant book colour to read. Please read the same book 3 times.</b></p> <p>1<sup>st</sup> day – read to decode the words and make sure you can read every word in the book.  2<sup>nd</sup> day – read the book again and try to read with fluency and expression.  3<sup>rd</sup> day – read the book again and answer the comprehension questions at the end.</p> <p>Please take part in the Speed Sounds lesson which is live streamed from:  <a href="https://www.youtube.com/channel/UCo7fbLgY2oA_cFCIg9GdxtQ">https://www.youtube.com/channel/UCo7fbLgY2oA_cFCIg9GdxtQ</a></p> <p>Set 1 lesson is at 9:30am or 12:30pm (red, green &amp; purple groups)  Set 2 lesson is at 10:00am or 1:00pm (pink, orange and yellow groups)  Set 3 lesson is at 10:30am or 1:30pm (blue and grey groups)</p> <p>Please email your teacher to find out which group your child is in if you are not sure.</p> <p>If you are in <b>guided reading</b>, open the document ‘The Dragonsitter Part 4’ to read the next section and answer the questions. Look carefully at the example question to show you how to answer the questions.</p>
<p>9:30 – 10:00</p>	<p style="text-align: center;">Mental Arithmetic</p> <p>Go to: <a href="http://www.timestables.me.uk/printable-pdf-quiz-generator.htm">http://www.timestables.me.uk/printable-pdf-quiz-generator.htm</a></p> <p style="text-align: center;">Select the box which says “10” and then “generate quiz”</p>



Click here for our free [Online Interactive Times Table Tester](#) and here for our [new Touchscreen Friendly Times Table Tester](#).

Click here for details and/or to purchase our unique 64 page [Times Tables Practice Workbook](#).



Select the Times Tables to Test:  
☐ 2 ☐ 3 ☐ 4 ☐ 5 ☐ 6 ☐ 7 ☐ 8 ☒ 9 ☒ 10 ☐ 11 ☐ 12  
☐ 13 ☐ 14 ☐ 15 ☐ 16 ☐ 17 ☐ 18 ☐ 19 ☐ 20  
☐ Select All / Clear All

Choose the Type of Questions to Test:  
☒ Times By ☐ Divide By (Inverse)

Enter the Number of Questions:  
 Number of Questions (20 to 99)

[Generate Quiz](#)

Ask a parent to start a timer for 3 minutes.

Answer the questions as quickly as you can. You could print it if you have a printer to write them straight on the sheet or just write the answers straight into your book. Don't worry about writing the questions because this will slow your time down.

After 3 minutes, count up how many you got right and make sure you tell your teacher by email or a photo. 😊

10:00-10:30



Do a chosen mindfulness activity e.g. drawing, going for a walk (if you can), dancing, listening to music and deep breathing etc.

10:30-10:45



Breaktime - have a healthy snack and play.

10:45-11:45



Maths

**L.O. To measure temperature using a thermometer with a scale (applying)**

SC1 – I can measure temperature with a scale that goes up in 1s.



SC2 - I can measure temperature with a scale that goes up in 2s.

SC3 - I can measure temperature with a scale that goes up in 5s.

SC4 - I can measure temperature with a scale that goes up in 10s.

Re-watch my video on how to read a scale on a thermometer:

<https://www.youtube.com/watch?v=HOxuAYCIUVk>

	<p>Then complete the task below:</p> <p>Find the tasks on the class page. Choose challenge 1, 2 or 3.</p> <p>Challenge 1 – complete the worksheets on the class page. Write the answers in your book if you can't print. This challenge has all division <b>marked</b>.</p> <p>Challenge 2 – As above. This challenge has some <b>unmarked divisions</b>. You have to work out what the scale is going up in.</p> <p>Challenge 3 – As above. This challenge has <b>unmarked divisions and negative numbers</b>.</p> <p>Optional extension – complete the problem solving task on temperature which you will find on the class page.</p>
<p>11:45 – 12:00</p> 	<p><b>Spellings</b></p> <p>Spelling Test</p> <p>after, again, any, both, beautiful, because, behind, bath, break, busy.</p> <p>Ask a parent to read each word to you one at a time. Write it in your journal. At the end, look at the words above and self-mark. How many did you get right? Remember to tell your teacher.</p>
12:00-1:00	Lunchtime and playtime
<p>1:00-2:30pm</p> 	<p><b>2020 – Year of change.</b></p> <p><b>Challenge 4 – letter to someone (random acts of kindness).</b></p> <p><u><b>L.O. To edit and revise my letter (analysing)</b></u></p> <p>SC1 – I can check and correct my spelling.</p> <p>SC2 – I can check and correct my punctuation.</p> <p>SC3 – I can correct my sentences to make sure they make sense.</p> <p>SC4 – I can substitute boring words for more adventurous ones.</p> <p>Read the letter that you wrote yesterday. Look for words that you think might not be spelt correctly. Look up the correct spelling and put a neat line through it in order to correct it.</p> <p>Next, check your use of full stops. Read through it carefully and make sure that at the end of each sentence, where the thought is complete, there is a full stop (or a question mark for questions or an exclamation mark for exclamations).</p>

	<p>Then check your capital letter usage. Is there a capital letter after <b>every</b> full stop, question mark or exclamation mark? Is there a capital letter for every name? Check and correct this if not.</p> <p>Check there is a comma after your greeting and your closing.</p> <p>Read it again taking each sentence at a time. Does every sentence make sense? Look for missing words. If you spot anything, correct it or add in the missing words.</p> <p>Read it again. Can you spot any words that are a bit boring? Use a thesaurus (this could be online) – can you substitute it for something more interesting?</p> <p>Finally, re-write your letter including <b>all</b> of your changes in your neatest handwriting. Take a photo of it and send it to your teacher. Once you've done this, you can put it in an envelope and post it 😊.</p> <p>Alternatively, if you are concerned about germs, you could send the photograph of the letter by email.</p>
2:30-3:00pm	<p>Either:</p> <ul style="list-style-type: none"> <li>• Perform a random act of kindness (challenge 4).</li> </ul> <p>Or</p> <ul style="list-style-type: none"> <li>• Continue practising what you wanted to become an expert in (challenge 1).</li> </ul>
3:00-3:15	<p><b>Story time</b></p> <p>Watch a story read by Miss Theobald:</p> <p><a href="https://www.youtube.com/watch?v=z80vruJfeZ4">https://www.youtube.com/watch?v=z80vruJfeZ4</a></p>

