

Good morning!

Today is another Monday and the new challenge video is up and running. Make sure you take a look!

We will allot time on Friday for completing the challenge outcome. Throughout the week, we will be participating in learning which should help us when we get to the outcome day. We are aspiring, persevering, reflective learners, so we will be doing some work in our reflective journal throughout the week. To make sure you know which lessons are linked to our weekly challenge, we will mark the lesson with a



and **AYOC** to show it is part of *The year of change* activities.

Please send us your work from the previous learning if you haven't done so already.  
Have a good day!

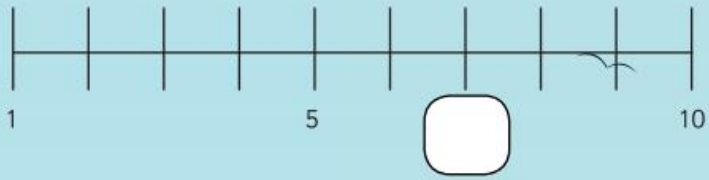
Time	Learning
9-9:30	<p><b>Wake up Shake up - please use this time to exercise.</b></p> <p>There are lots of different options, here are a few you could choose from:</p> <p><b>Joe Wicks</b> - <a href="https://www.thebodycoach.com/blog/pe-with-joe-1254.html">https://www.thebodycoach.com/blog/pe-with-joe-1254.html</a></p> <p><b>Cosmic yoga</b> - <a href="https://www.youtube.com/user/CosmicKidsYoga">https://www.youtube.com/user/CosmicKidsYoga</a></p> <p><b>Just dance</b> - <a href="https://www.youtube.com/watch?v=oe_HDfdmnaM">https://www.youtube.com/watch?v=oe_HDfdmnaM</a></p> <p>You could use this time to take a walk/bike ride as your daily exercise.</p>
9:30-10:00	<p><b>Phonics</b></p> <p>Your child should start their phonics session by watching a video which introduces a new sound. The video can be found here: <a href="https://www.youtube.com/channel/UCo7fbLgY2oA_cFCIg9GdxTQ?fbclid=IwAR2zPh6YahiI_fOxLD_ikMQES-EWj_l_6L8MYTCYYUYMBv-1DePkw5_7--E">https://www.youtube.com/channel/UCo7fbLgY2oA_cFCIg9GdxTQ?fbclid=IwAR2zPh6YahiI_fOxLD_ikMQES-EWj_l_6L8MYTCYYUYMBv-1DePkw5_7--E</a></p> <p>If the link doesn't work try clicking on this link <a href="https://www.ruthmiskin.com/en/find-out-more/help-during-school-closure/">https://www.ruthmiskin.com/en/find-out-more/help-during-school-closure/</a> and then click on either the YouTube link or the Facebook link on the first line.</p>

	<p>The videos are only streamed at certain times of the day and are set depending. The times are:</p> <ul style="list-style-type: none"> <li>• Set 1 Speed Sounds at 9.30am</li> <li>• Set 2 Speed Sounds at 10.00am</li> <li>• Set 3 Speed Sounds at 10.30am</li> </ul> <p>(It may be better to do mental maths and problem solving first and come back to phonics, if your video is at a later time)</p> <p>In terms of the reading section of the phonics lesson, Oxford Owl are making all the phonics books available online as ebooks. Here is the link  <a href="https://home.oxfordowl.co.uk/reading/reading-schemes-oxford-levels/read-write-inc-phonics-guide/">https://home.oxfordowl.co.uk/reading/reading-schemes-oxford-levels/read-write-inc-phonics-guide/</a></p> <p>Once you've clicked on the link then click on ebooks and then you need to register but it is completely free. Once registered you can then open all the ebooks and choose the correct banded level for your child.</p> <p>This means you do not need to look at the RWI books on the school website and we will not be adding any further books there.</p> <p><u>Guided reading:</u></p> <p>If your child is not in a phonics group and instead does guided reading, please find newly uploaded texts on the Butterflies home learning page here:  <a href="https://www.sealprimary.com/page/?title=Home+Learning&amp;pid=470">https://www.sealprimary.com/page/?title=Home+Learning&amp;pid=470</a>, please find today's timetable and the text will be there.</p>
10:00-10:15	<p><b>Mental maths</b></p> <ol style="list-style-type: none"> <li>1. Complete the number sequence</li> <li>2. What is half of 12?</li> <li>3. Can you write the number 19 in words?</li> <li>4. Which numbers are missing from the number line?</li> <li>5. There are 16 boats out at sea. 5 come back into the harbour. How many are still out at sea?</li> <li>6. Colour half of each shape.</li> <li>7. There are 2 caterpillars on each leaf. There are 6 leaves in total. How many caterpillars are there?</li> </ol>

1. 60, 70, 80, 90, ,

2.

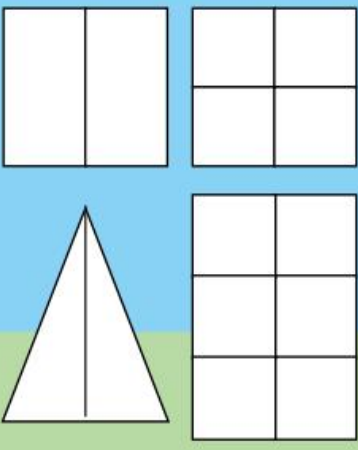
3.

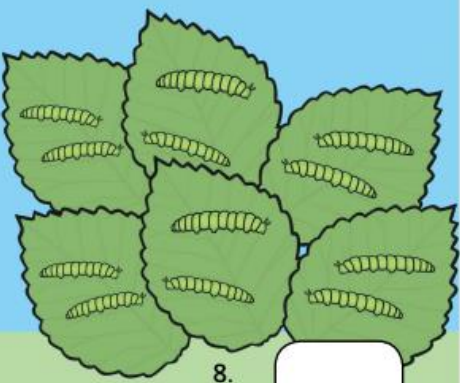
4. 

5.  $16 - 5 =$

6. 

18	eleven
14	eighteen
11	fourteen

7. 


8. 

10:15 - 10:30

### Spellings

This week's spellings are:

Door  
Floor  
Poor  
Find  
Kind

	<p>Mind</p> <p>Remember to write your spellings out <b>big</b>, <small>small</small>, <i>wiggly</i> and with your eyes shut!</p>
10:30 – 11:00	Breaktime/snacktime
11:00 – 12:00	<p>  </p> <p><b>Science AYOC</b></p> <p>First you need to watch the new challenge video!  <a href="https://www.sealprimary.com/page/?title=2020%2D+A+year+of+change%2C+challenge+page&amp;pid=287">https://www.sealprimary.com/page/?title=2020%2D+A+year+of+change%2C+challenge+page&amp;pid=287</a></p> <p><b>LO:</b> to tell the difference between an object and the materials it is made from.</p> <p><b>SC1:</b> I can name specific objects.</p> <p><b>SC2:</b> I can identify the materials which specific objects are made from.</p> <p><b>SC3:</b> I can test some properties.</p> <p>This week our challenge is to create puppets and a puppet show! Firstly, we are going to think about what we are going to make our puppets from.</p> <p>Let's have a look at some everyday materials:</p>

Wood



Glass



Metal





Plastic




Have a look at the first power point

<https://sites.google.com/kmtraining.org.uk/homelearning/a-year-of-change>.

Materials have different properties that make them good for their job. Can you find any objects in your house/garden made from different materials? What are they made from?

Can you test them for certain properties?

Object	What is it made from?	Is it bendy?	Is it waterproof?	Is it see through?

	<table><tr><td>Welly's</td><td></td><td></td><td></td><td></td></tr><tr><td>Fork</td><td></td><td></td><td></td><td></td></tr><tr><td>Window</td><td></td><td></td><td></td><td></td></tr><tr><td></td><td></td><td></td><td></td><td></td></tr></table> <p>Challenge: can you think about what properties make them good at their job? For example, why is it good for a window to be see through? Why does that make them good at their job?</p> <p>Key vocabulary: object, materials, wood, glass, metal, plastic, properties.</p>	Welly's					Fork					Window									
Welly's																					
Fork																					
Window																					
12:00- 1:15	Lunch																				
1:15-1:45	<p><b>Calm time</b></p> <p>Use this time to relax, talk to another person in your house, read a book, draw a picture.</p>																				
1:45- 2:45	<div></div> <p><b>English</b> <b>AYOC</b></p> <p><b>LO: I can summarise a story</b></p> <p><b>SC1:</b> I can state the key characters in a story.</p> <p><b>SC2:</b> I can identify the key sections of a story.</p> <p><b>SC3:</b> I can explain what a narrator does.</p> <p>Have a look at these stories:</p> <p><a href="https://www.youtube.com/watch?v=75NQK-Sm1YY">https://www.youtube.com/watch?v=75NQK-Sm1YY</a> The very hungry caterpillar</p> <p><a href="https://www.youtube.com/watch?v=ifXlc0QI2kY">https://www.youtube.com/watch?v=ifXlc0QI2kY</a> The rainbow fish</p> <p><a href="https://www.youtube.com/watch?v=s8sUPpPc8Ws">https://www.youtube.com/watch?v=s8sUPpPc8Ws</a> The Gruffalo</p> <p>Choose one to focus on or choose a story of your own, that you know very well.</p> <p>Who are the characters in the story?</p> <p>Can you name the key parts of the story that need to be included in your story?</p>																				

See if you can summarise the key sections of this story into a story map. You may not need all 6 squares. You can draw or write the sections.

A story map template consisting of six empty squares arranged in two rows of three. Blue arrows indicate a sequence: from the top-left square to the top-middle, then to the top-right, then a long arrow down to the bottom-left, then to the bottom-middle, and finally to the bottom-right. A small illustration of a lighthouse is in the bottom-right square.

The narrator tells the story when the characters aren't speaking. Ask an adult to read you a story/re-watch one of the videos and see if you can spot the narrator.

**Challenge:** What is the purpose of the narrator?

**Key vocabulary:** summarise, characters, story, narrator.

2:45-3:00

**Reflective journal**



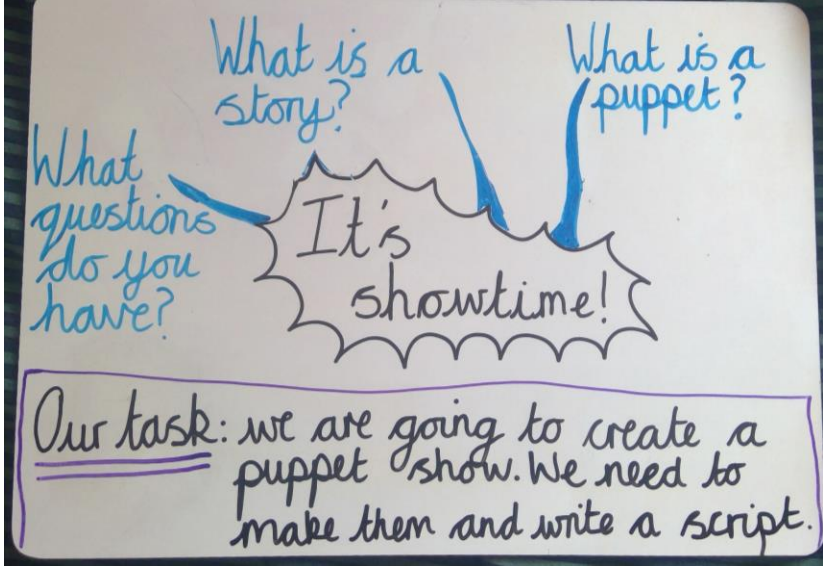

For your reflective journal time today, we would like you to write what your task is.

What is a puppet?

What is a story?

Describe what your outcome is going to be.



	 <p>What is a story? What is a puppet? What questions do you have? It's showtime!</p> <p><u>Our task:</u> we are going to create a puppet show. We need to make them and write a script.</p>
<p>3:00-3:15</p>	<p><b>Story time</b></p> <p>What the ladybird heard next  <a href="https://youtu.be/Q7NqgYlHNo">https://youtu.be/Q7NqgYlHNo</a></p> 

Well done to everyone for their learning today!

Please do not worry if weren't able to complete everything on the timetable. We think you've all done a brilliant job!

Take care and stay safe,  
Miss Cuss and Miss Theobald