

Good morning!

We will allot time on Friday for completing the challenge outcome. Throughout the week, we will be participating in learning which should help us when we get to the outcome day. We are aspiring, persevering, reflective learners, so we will be doing some work in our reflective journal throughout the week. To make sure you know which



lessons are linked to our weekly challenge, we will mark the lesson with a and **AYOC** to show it is part of *The year of change* activities.

Please send us your work from the previous learning if you haven't done so already.
Have a good day!

Time	Learning
9-9:30	<p>Wake up Shake up - please use this time to exercise.</p> <p>There are lots of different options, here are a few you could choose from:</p> <p>Joe Wicks - https://www.thebodycoach.com/blog/pe-with-joe-1254.html</p> <p>Cosmic yoga - https://www.youtube.com/user/CosmicKidsYoga</p> <p>Just dance - https://www.youtube.com/watch?v=oe_HDfdmnaM</p> <p>You could use this time to take a walk/bike ride as your daily exercise.</p>
9:30-10:00	<p>Phonics</p> <p>Your child should start their phonics session by watching a video which introduces a new sound. The video can be found here: https://www.youtube.com/channel/UCo7fbLgY2oA_cFCIg9GdxtQ?fbclid=IwAR2zPh6YahiI_fOxLD_ikMQES-EWj_I_6L8MYTCYYUYMBv-1DePkw5_7--E</p> <p>If the link doesn't work try clicking on this link https://www.ruthmiskin.com/en/find-out-more/help-during-school-closure/ and then click on either the YouTube link or the Facebook link on the first line.</p> <p>The videos are only streamed at certain times of the day and are set depending. The times are:</p> <ul style="list-style-type: none">• Set 1 Speed Sounds at 9.30am

	<ul style="list-style-type: none"> • Set 2 Speed Sounds at 10.00am • Set 3 Speed Sounds at 10.30am <p>(It may be better to do mental maths and problem solving first and come back to phonics, if your video is at a later time)</p> <p>In terms of the reading section of the phonics lesson, Oxford Owl are making all the phonics books available online as ebooks. Here is the link https://home.oxfordowl.co.uk/reading/reading-schemes-oxford-levels/read-write-inc-phonics-guide/</p> <p>Once you've clicked on the link then click on ebooks and then you need to register but it is completely free. Once registered you can then open all the ebooks and choose the correct banded level for your child.</p> <p>This means you do not need to look at the RWI books on the school website and we will not be adding any further books there.</p> <p><u>Guided reading:</u></p> <p>If your child is not in a phonics group and instead does guided reading, please find newly uploaded texts on the Butterflies home learning page here: https://www.sealprimary.com/page/?title=Home+Learning&pid=470, please find today's timetable and the text will be there.</p>
10:00 - 10:30	<p>Mental maths</p> <p>Order the coins in value. https://www.oxfordowl.co.uk/api/interactives/24483.html</p>
10:30 - 11:00	Breaktime/snacktime
11:00 - 12:00	<p>Maths - money</p> <p>LO: to understand equivalence</p> <p>SC1: I can identify the coins.</p> <p>SC2: I can make total in different ways.</p> <p>SC3: I can exchange coins for different amounts.</p> <p>Now we know lots of about coins. We are going to look at equivalence. This is another fancy word for something being equal. We are going to find coins that are worth the same.</p>



Two 1p coins are the same as one 2p coin.

Have a look at this video. <https://www.youtube.com/watch?v=2svtYCQz-aw>

Have a look at this coin. This is £1. How many 50p's do you need to make £1?







Can you find the equivalent of £1 in 10p's? Can you use any other coins to make £1?


What is this coin? Can you use some other coins to make the equivalent?



Challenge:

	<p>● I want to buy these items in a holiday shop:</p>  <p>I have this coin</p>  <p>Have I got enough money?</p> <p>Key vocabulary: coin, penny, pound, equivalent, total, exchange, amount.</p>
12:00- 1:15	Lunch
1:15-1:30	<p>Calm time</p> <p>Use this time to relax, talk to another person in your house, read a book, draw a picture.</p>
1:30- 2:30	<p>DT </p> <p>LO: to plan my puppets.</p> <p>SC1: I can identify the characters I need to make.</p> <p>SC2: I can decide how I am going to make my puppets.</p> <p>SC3: I can create a labelled plan.</p> <p>Which story did you decide to act out?</p> <p>How many puppets are you going to make?</p> <p>Now it's time to research which types of puppets you could make. Here are some videos to help you:</p> <p>https://www.youtube.com/watch?v=5UOx-k2gZ-Q</p> <p>https://www.youtube.com/watch?v=uu1qEum7XGU</p> <p>https://www.youtube.com/watch?v=cgPaACfL278</p>

	<p>You now need to create a plan for your puppets. You need to think about the materials you are going to use and how you are going to fix these together. We think the paper puppets would be great!</p> <p>Challenge: Identify the types of materials you are going to use, thinking about what we have learnt in science.</p> <p>Key vocabulary: plan, puppet, label, act, research, materials.</p>
2:30-3:00	<p>Aspiration time</p> <p>Use this time to practise your skill! You must be getting really good by now!</p>  <p>If you feel like you are really good at your skill because you've practised lots, you could have a go at some drawing!</p> <p>Here are some great videos to help you: http://www.robbiddulph.com/draw-with-rob</p>
3:00-3:15	<p>Story time</p> <p>Tiddler</p> <p>https://www.youtube.com/watch?v=QUDIGI9368I&t=9s</p>



Well done to everyone for their learning today!

Please do not worry if weren't able to complete everything on the timetable. We think you've all done a brilliant job!

Take care and stay safe,
Miss Cuss and Miss Theobald