

Good morning!

We will allot time on Friday for completing the challenge outcome. Throughout the week, we will be participating in learning which should help us when we get to the outcome day. We are aspiring, persevering, reflective learners, so we will be doing some work in our reflective journal throughout the week. To make sure you know which lessons are linked to our weekly challenge, we will mark the lesson with a


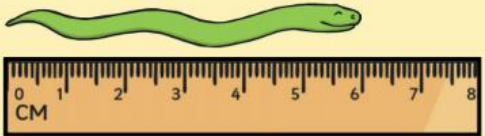
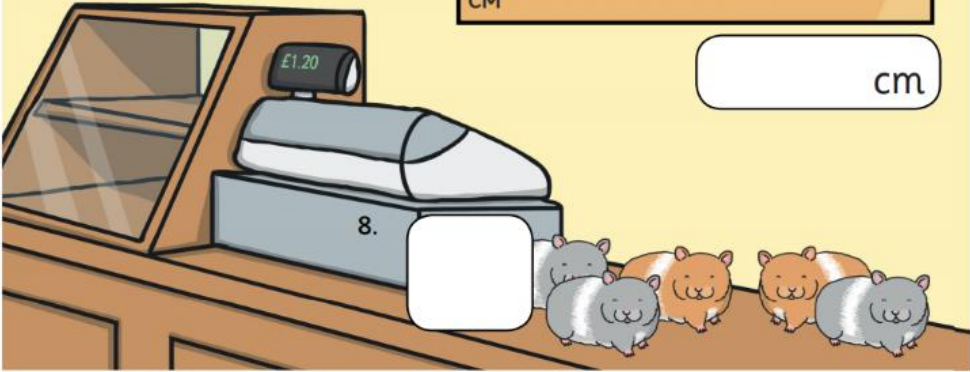



and **AYOC** to show it is part of *The year of change* activities.

Please send us your work from the previous learning if you haven't done so already.
Have a good day!

Time	Learning
9-9:30	<p>Wake up Shake up - please use this time to exercise.</p> <p>There are lots of different options, here are a few you could choose from:</p> <p>Joe Wicks - https://www.thebodycoach.com/blog/pe-with-joe-1254.html</p> <p>Cosmic yoga - https://www.youtube.com/user/CosmicKidsYoga</p> <p>Just dance - https://www.youtube.com/watch?v=oe_HDfdmnaM</p> <p>You could use this time to take a walk/bike ride as your daily exercise.</p>
9:30-10:00	<p>Phonics</p> <p>Your child should start their phonics session by watching a video which introduces a new sound. The video can be found here: https://www.youtube.com/channel/UCo7fbLgY2oA_cFCIg9GdxtQ?fbclid=IwAR2zPh6YahiI_fOxLD_ikMQES-EWj_I_6L8MYTCYYUYMBv-1DePkw5_7--E.</p> <p>If the link doesn't work try clicking on this link https://www.ruthmiskin.com/en/find-out-more/help-during-school-closure/ and then click on either the YouTube link or the Facebook link on the first line.</p> <p>The videos are only streamed at certain times of the day and are set depending. The times are:</p>

	<ul style="list-style-type: none"> • Set 1 Speed Sounds at 9.30am • Set 2 Speed Sounds at 10.00am • Set 3 Speed Sounds at 10.30am <p>(It may be better to do mental maths and problem solving first and come back to phonics, if your video is at a later time)</p> <p>In terms of the reading section of the phonics lesson, Oxford Owl are making all the phonics books available online as ebooks. Here is the link https://home.oxfordowl.co.uk/reading/reading-schemes-oxford-levels/read-write-inc-phonics-guide/</p> <p>Once you've clicked on the link then click on ebooks and then you need to register but it is completely free. Once registered you can then open all the ebooks and choose the correct banded level for your child.</p> <p>This means you do not need to look at the RWI books on the school website and we will not be adding any further books there.</p> <p><u>Guided reading:</u></p> <p>If your child is not in a phonics group and instead does guided reading, please find newly uploaded texts on the Butterflies home learning page here: https://www.sealprimary.com/page/?title=Home+Learning&pid=470, please find today's timetable and the text will be there.</p>
10:00-10:30	<p>Mental maths</p> <ol style="list-style-type: none"> 1. Finish the sequence 2. Write the number that is one more than 37. 3. Write the number 56 in this box 4. There are 4 rabbits and 8 parrots for sale. How many animals is that altogether? 5. On your sheet you can see three shapes. Put a cross in the middle of the triangle. 6. Which number bond do you add to 6 to make 10? 7. Have a look at your sheet. How long is the snake? 8. There were 5 hamsters in the shop. 3 of them were sold. How many hamsters were left?

	<p>1. 10, 9, 8, 7, <input type="text"/> , <input type="text"/></p> <p>2. <input type="text"/></p> <p>3. <input type="text"/></p> <p>4. </p> <p>5. <input type="text"/> <input type="text"/> <input type="text"/></p> <p>6. <math>6 + \text{<input type="text"/></math> = 10</p> <p>7.  <input type="text"/> cm</p> <p>8. </p>
10:30 - 11:00	Breaktime/snacktime
11:00 - 12:00	<p>Science  AYOC</p> <p>LO: to gather and record data to help in answering questions</p>

SC1: I can name and identify everyday materials.

SC2: I can discuss properties of different materials.

SC3: I can test different materials and record the results

We have been looking at everyday materials and thinking about what properties they have that makes them good at their job.

Let's think about the properties we tested for:

- Bendy
- Waterproof
- See through (transparent)

Are there any more properties of materials that you can think of for these objects?



- soft



- hard



- shiny/reflective

Now watch this video. We will look at some more properties such as transparent, stretchy and bendy.

<https://www.youtube.com/watch?v=FmF3gh9SKpo>

We are going to do a test today. Have a look at the test power point!

<https://sites.google.com/kmtraining.org.uk/homelearning/a-year-of-change?authuser=0>

Prediction – What do you think is going to happen? Which material do you think will be best?

I think...

Method:

We covered the pot with _____. Then we squirted _____ drops of water and watched to see if the water came through each material and made Ted wet.



Material	What happened?	Can this be used for Ted's umbrella?

Conclusion: Was your prediction right?

Which material would be the best to use for Ted's umbrella?

Why?

Challenge: what other experiments could you do to test a material?

Key vocabulary: data, record, material, properties, bendy, waterproof, see-through, soft, hard, shiny.

12:00- 1:15


Lunch

1:15-1:30

Calm time

Use this time to relax, talk to another person in your house, read a book, draw a picture.

<p>1:30- 3:00</p>	<div data-bbox="536 232 643 322" data-label="Image"> </div> <p>DT AYOC</p> <p>LO: to create puppets</p> <p>SC1: I can follow my plan.</p> <p>SC2: I can successfully attach my materials together.</p> <p>SC3: I can make a puppet that looks like my plan.</p> <p>Now it is time to create the puppets for your show!</p> <p>Here are the videos we looked at for our plans if you need them to help you:</p> <p>https://www.youtube.com/watch?v=5UOx-k2qZ-Q</p> <p>https://www.youtube.com/watch?v=uu1qEum7X6U</p> <p>https://www.youtube.com/watch?v=cgPaACfL278</p> <p>Have a look at your plan and think about the materials you planned to use.</p> <p>How are you going to attach the materials together?</p> <p>Is there anything extra you'd like to add?</p> <p>Now it's time to create your puppets!!</p> <p>Challenge: Add any changes you made to your plan and write a sentence about why you made this change.</p> <p>Key vocabulary: plan, attach, materials.</p>
<p>3:00-3:15</p>	<p>Story time</p> <p>https://www.youtube.com/watch?v=fL25ly47viU</p> <p>The Dinosaur that pooped the past</p>



Well done to everyone for their learning today!

Please do not worry if weren't able to complete everything on the timetable. We think you've all done a brilliant job!

Take care and stay safe,
Miss Cuss and Miss Theobald