

Good morning!

It's outcome day! Throughout the week, we have been participating in learning which has helped us to get to our outcome. We were aspiring, persevering, reflective learners. To make sure you know which lessons are linked to our weekly challenge, we will mark



the lesson with a and **AYOC** to show it is part of *The year of change* activities.

Please send us your work from the previous learning if you haven't done so already.  
Have a good day!

Time	Learning
9-9:30	<p><b>Wake up Shake up – please use this time to exercise.</b></p> <p><b>There are lots of different options, here are a few you could choose from:</b></p> <p><b>Joe Wicks</b> - <a href="https://www.thebodycoach.com/blog/pe-with-joe-1254.html">https://www.thebodycoach.com/blog/pe-with-joe-1254.html</a></p> <p><b>Cosmic yoga</b> - <a href="https://www.youtube.com/user/CosmicKidsYoga">https://www.youtube.com/user/CosmicKidsYoga</a></p> <p><b>Just dance</b> - <a href="https://www.youtube.com/watch?v=oe_HDfdmnaM">https://www.youtube.com/watch?v=oe_HDfdmnaM</a></p> <p>You could use this time to take a walk/bike ride as your daily exercise.</p>
9:30-10:00	<p><b>Phonics</b></p> <p>Your child should start their phonics session by watching a video which introduces a new sound. The video can be found here: <a href="https://www.youtube.com/channel/UCo7fbLgY2oA_cFCIg9GdxtQ?fbclid=IwAR2zPh6YahiI_fOxLD_ikMQES-EWj_l_6L8MYTCYYUYMBv-1DePkw5_7--E">https://www.youtube.com/channel/UCo7fbLgY2oA_cFCIg9GdxtQ?fbclid=IwAR2zPh6YahiI_fOxLD_ikMQES-EWj_l_6L8MYTCYYUYMBv-1DePkw5_7--E</a></p> <p>If the link doesn't work try clicking on this link <a href="https://www.ruthmiskin.com/en/find-out-more/help-during-school-closure/">https://www.ruthmiskin.com/en/find-out-more/help-during-school-closure/</a> and then click on either the YouTube link or the Facebook link on the first line.</p> <p>The videos are only streamed at certain times of the day and are set depending. The times are:</p> <ul style="list-style-type: none"><li>• Set 1 Speed Sounds at 9.30am</li></ul>

	<ul style="list-style-type: none"> <li>• Set 2 Speed Sounds at 10.00am</li> <li>• Set 3 Speed Sounds at 10.30am</li> </ul> <p>(It may be better to do mental maths and problem solving first and come back to phonics, if your video is at a later time)</p> <p>In terms of the reading section of the phonics lesson, Oxford Owl are making all the phonics books available online as ebooks. Here is the link <a href="https://home.oxfordowl.co.uk/reading/reading-schemes-oxford-levels/read-write-inc-phonics-guide/">https://home.oxfordowl.co.uk/reading/reading-schemes-oxford-levels/read-write-inc-phonics-guide/</a></p> <p>Once you've clicked on the link then click on ebooks and then you need to register but it is completely free. Once registered you can then open all the ebooks and choose the correct banded level for your child.</p> <p>This means you do not need to look at the RWI books on the school website and we will not be adding any further books there.</p> <p><u>Guided reading:</u></p> <p>If your child is not in a phonics group and instead does guided reading, please find newly uploaded texts on the Butterflies home learning page here: <a href="https://www.sealprimary.com/page/?title=Home+Learning&amp;pid=470">https://www.sealprimary.com/page/?title=Home+Learning&amp;pid=470</a>, please find today's timetable and the text will be there.</p>
10:00-10:30	<p><b>Grammar games MIME IT</b></p> <p>LO: to state what a noun is</p> <p>A noun, is an object, place or thing.</p> <p>We are going to play guess the noun. You will need a partner. Attached is a noun generator. It randomly chooses nouns. Before you start you will need to put a one in the little box next to the words.</p> <div data-bbox="399 1500 909 1854" data-label="Form"> <p><b>Random Noun Generator</b></p> <p>Number of Nouns: <input type="text" value="1"/></p> <p>First letter: <input type="text"/> Last letter: <input type="text"/></p> <p>Noun size by:</p> <p><input checked="" type="radio"/> Number of Syllables <input type="radio"/> Noun Length</p> <p>Equals <input type="text" value="1"/></p> <p><input type="button" value="Generate Random Nouns"/></p> </div> <p>Then press the blue button.</p>

## Random Noun Generator

Number of Nouns:

First letter:  Last letter:

Noun size by:

☒ Number of Syllables ☐ Noun Length

Equals

**Generate Random Nouns**

Then it will generate nouns. Remember nouns are objects, places or things.

## Random Noun Generator

Number of Nouns:

First letter:  Last letter:

Noun size by:

☒ Number of Syllables ☐ Noun Length

Equals

**Generate Random Nouns**

**tooth**

## Random Noun Generator

Number of Nouns:

First letter:  Last letter:

Noun size by:

☒ Number of Syllables ☐ Noun Length

Equals

**Generate Random Nouns**

**shirt**

The aim of the game is to mime the noun and your partner must guess what you are acting! If they get it right, you switch turns. If you are not sure what the noun is, press the blue button again and it will change the word!

<https://randomwordgenerator.com/noun.php>

Have fun!

10:30 - 11:00

Breaktime/snacktime

11:00 - 12:00

**Maths**

**LO: to choose the right coins**

SC1: I can identify coins

SC2: I can add coin values together

SC3: I can find equivalent values

We have been looking at using different coins to make the same value.

For example, see if you can think of some other ways of showing/making:



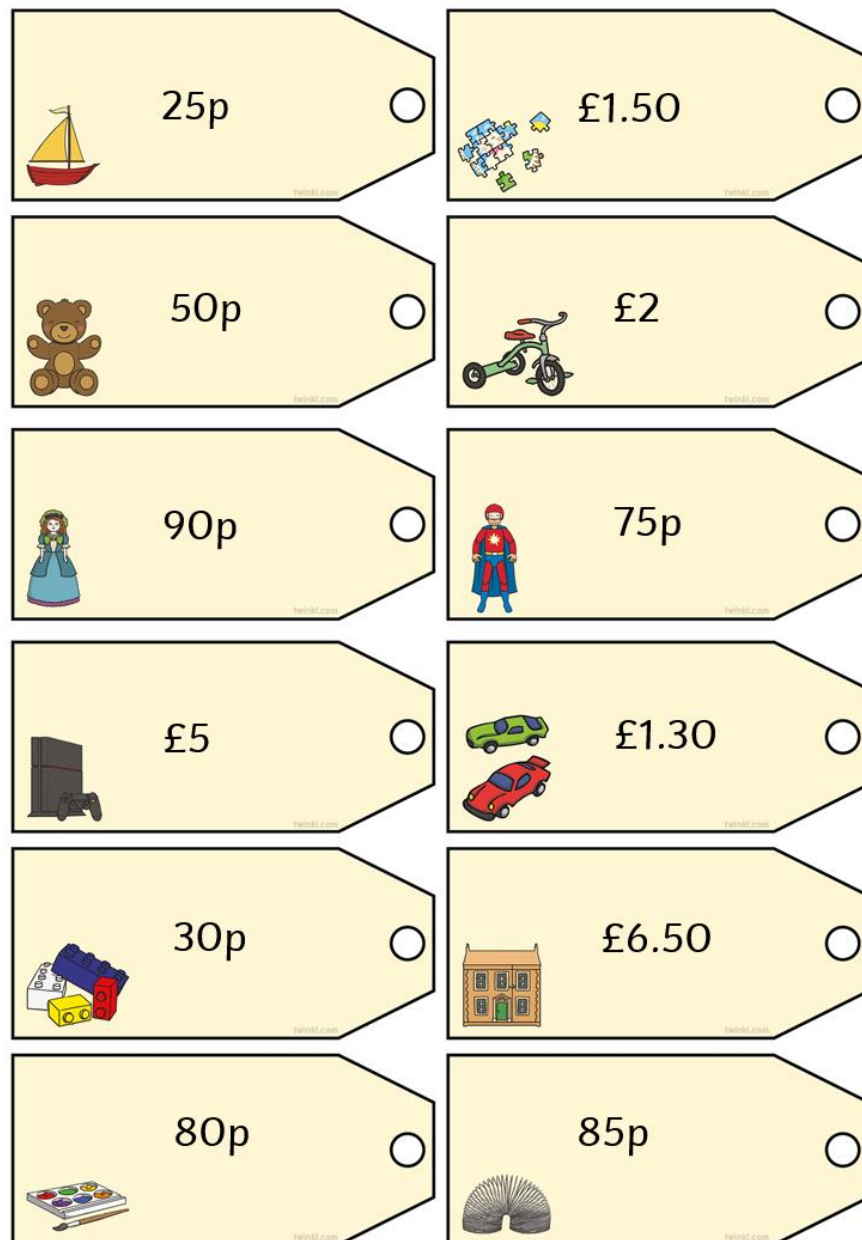
How many different ways did you find? See if you can list them.

How many different ways can you make £1?



These are the money labels for a toy shop. Cut them out and use real coins or draw the coins that are needed to make up the amount that the toys cost:

**Challenge:** see if you can find different ways of making the same amount.



Challenge: You could set up a shop over lunchtime to sell treats to your parents before or after your show

Key vocabulary: coins, pounds, penny, amount, value, equivalent.

12:00- 1:15

Lunch

1:15- 2:00

**AYOC**  **challenge - It's showtime!!**

**LO:** to perform the show

**SC1:** I can speak with a clear voice.

**SC2:** I can retell with expression.

**SC3:** I can follow my script

Today is the day we record or perform our puppet shows. Have a look over your script and remind yourself of important sections or voices of your characters.

If you are waiting to share a phone, tablet or computer, you could do a colouring to design your background or backdrop.



Key vocabulary: show, characters, expression, script, record.

2:00- 2:30

Reflective journal



We have finished making puppet show. Now it's time to reflect with a mind map.

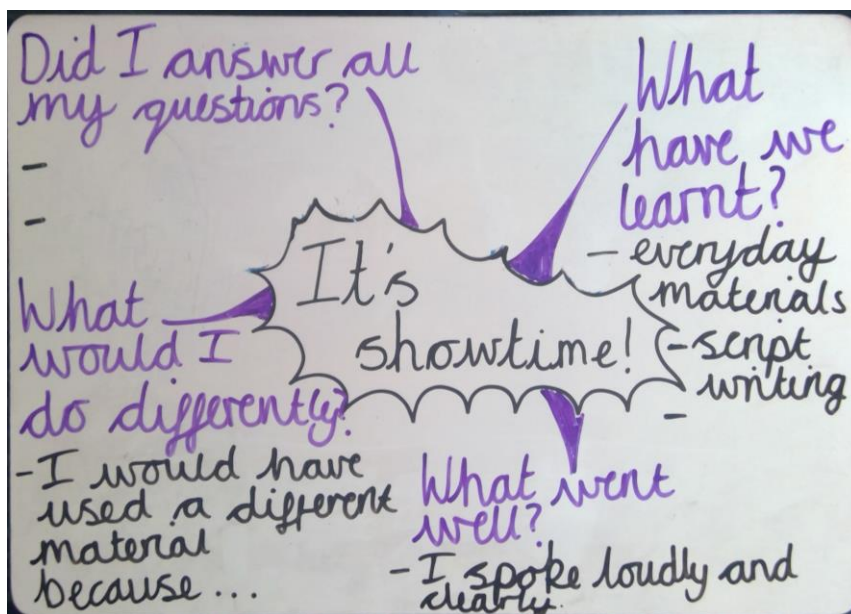
What have we learnt this week?

Did we learn anything new?

What went well?

What would we do differently if we did it again?






2:30-3:00

### Music

Use this time to practise the old songs and have a go at the new song on the music page on the school website.

<https://www.sealprimary.com/page/?title=Music&pid=440>




3:00-3:15

### Story time

<https://youtu.be/aPSVjZnGSCc> Mog on fox night





Well done to everyone for their learning today!

Please do not worry if weren't able to complete everything on the timetable. We think you've all done a brilliant job!

Have a great weekend!!

Take care and stay safe,  
Miss Cuss and Miss Theobald