

Using the shapes on Page 2, sort them into the different categories.

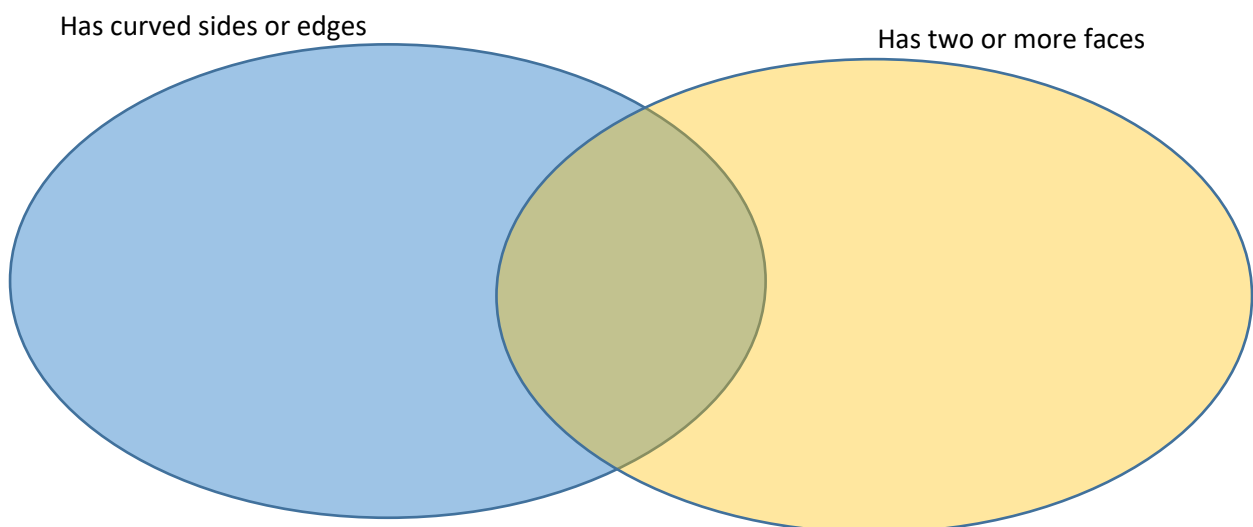
1.) Put the shapes into the correct categories

Triangle	Quadrilateral	shapes with more than 5 sides

2.) Sort these shapes into the correct boxes on the Carroll diagram:






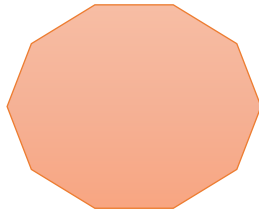
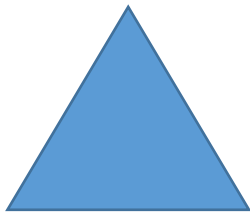
	2D shape	3D shape
All sides are equal in length		
Not all sides are equal in length		

3.) Complete this Venn Diagram:

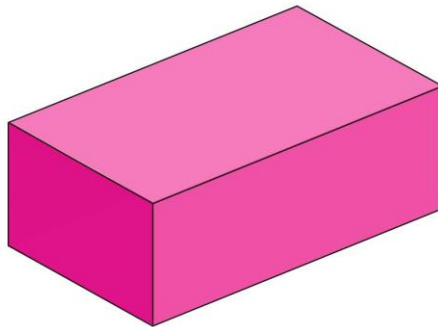

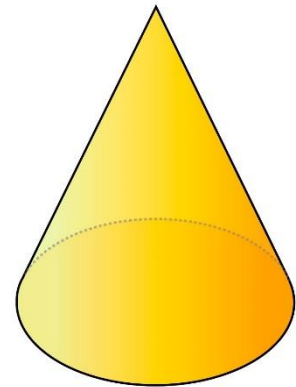


Using the shapes on Page 2, sort them into the different categories.

Shapes to sort



Additional shapes to sort for questions 2 & 3:



Using the shapes on Page 2, sort them into the different categories.