

9:00-9:30am	<p style="text-align: center;"><u>P.E</u></p> <p>There are lots of different options, here are a few you could choose from:</p> <p>Joe Wicks (this is only on certain days but you can watch a previous video if need be) - https://www.thebodycoach.com/blog/pe-with-joe-1254.html</p> <p>Cosmic yoga - https://www.youtube.com/user/CosmicKidsYoga</p> <p>Just dance - https://www.youtube.com/watch?v=oe_HDfdmnaM</p> <p>You could use this time to take a walk/bike ride as your daily exercise.</p>
9:30 – 9:45am	<p style="text-align: center;"><u>Mental Arithmetic</u></p> <p><u>Hit the button</u> https://www.topmarks.co.uk/maths-games/hit-the-button</p> <p>Practise your 2, 5 and 10 times tables on hit the button as well as your division facts for the 2x table if you have time.</p>
9:45 – 10am	<p style="text-align: center;"><u>Spelling</u></p> <p>This week the words that you need to spell are plural words ending in ‘y’ e.g.- lady- ladies. It is up to you how you choose to learn these spellings. You may want to write parts of the word in different colours, you could write the words in lots of different ways or you could create your own rhyme to remember them. It is completely up to you to choose a method which works for you. You will be practising the same words all week and then on Friday there will be a spelling test.</p> <ol style="list-style-type: none"> 1. Ladies 2. Aunties 3. Pennies 4. Hobbies 5. Enemies 6. Families 7. Countries 8. Discoveries
10 -10:30am	<p style="text-align: center;">Breaktime – have a healthy snack and a play</p>

10:30– 11am

Reading **RWI Phonics**

Oxford Owl have made available for parents all the ebooks linked to each RWI level. This means we no longer need to upload the books to the webpage. Instead, please go to the webpage below. If you go onto 'ebooks' then you will need to register (this is free of charge) and then you will be able to access all the ebooks and choose the correct banded level for your child. Please note that the RWI phonics scheme is based on lots of repetition. Therefore, we usually read the same book about 3 or 4 times before moving onto a new book. For some children they may need to read it more than this to ensure they are completely fluent in reading the book (no sounding out).

<https://home.oxfordowl.co.uk/reading/reading-schemes-oxford-levels/read-write-inc-phonics-guide/>

A general guide is:

1st read – decoding all the words – sound out as much as you need to.

2nd read – read for fluency (try to read with more fluency and expression).

3rd read – read with fluency, expression and comprehension. Try answering the comprehension questions at the back.

This website also provides lots of other information for parents about phonics. It has other resources on here too should you wish to explore!

- For every phonics session, please continue to watch the speed sounds lesson on the Ruth Miskin Youtube channel. Then read a book from the webpage detailed above.



















Timings for the speeds sounds lessons are:

Set 1 lesson is at 9:30am or 12:30pm (red, green & purple groups)

Set 2 lesson is at 10:00am or 1:00pm (pink, orange and yellow groups)

Set 3 lesson is at 10:30am or 1:30pm (blue and grey groups)

If you are unsure which group your child should be in, please contact your child's class teacher.

	<p>Guided reading – for those of you in guided reading, please complete the guided reading task on the webpage.</p> <p>“The world according to Humphrey”-chapter 4</p>						
11 – 11:15am	<p>2nd Breaktime</p> <p>Or</p> <p>Do a chosen mindfulness activity e.g. drawing, going for a walk (if you can), dancing, listening to music and deep breathing etc.</p>						
11:15 – 12:15	<p style="text-align: center;"><u>Maths - MONEY</u></p> <p>L.O. – to find different combinations of coins that equal the same amounts of money (understanding).</p> <p>SC1: I can find different coins that give the same total.</p> <p>SC2: I can try to find all the possibilities.</p> <p>SC3: I can use my knowledge of coins.</p> <p>Today, I would like you to consolidate what we have learnt over the last few lessons.</p> <p>I would like you to investigate 3 different ways of making amounts of money.</p> <p>You can use any coin more than once.</p> <p>Here are my two examples...</p> <div><div><div>+</div><div>30p</div><table><tr><td></td><td></td><td></td></tr></table></div><div><div>+</div><div>£1.62</div><table><tr><td></td><td></td><td></td></tr></table></div></div> <p>Please investigate these amounts... (or use the table attached to our class page called “3 different ways”)</p> <ol style="list-style-type: none">20p50p						
							
							

	<p>3. 37p 4. 68p 5. £1 6. £1.25 7. £2.89</p> <p>Fancy an extra challenge? Complete the “How much money? challenge”.</p>
12:15 – 1:15pm	Lunchtime and playtime
1:15 -2:45pm	<p><u>Challenge 13 & 14- Go Your Own Way!</u></p> <p>In today’s challenge time, I would like you to:</p> <p>GENERATE - How many ideas can you think of?</p> <ul style="list-style-type: none"> • Create a mindmap of things which you could find out about and include in your project. Write down as many ideas as possible. • For this challenge, you might like to write down ideas of the options of what you can produce for your outcome which might include a presentation, art work, sculpture, drama etc. You don’t need to do everything but you might like to do more than 1.
2:45 – 3pm	<p><u>Story time</u></p> <p>Mrs Hunt reading Flat Stanley by Jeff Brown Chapter 1</p> <p>https://www.youtube.com/watch?v=rOemxl4ecnw</p>