

Good morning everyone,

We loved seeing the learning you did yesterday and can't wait to see what brilliant learning you do today!

Time	Learning
9:00-9:30	<p>Phonics</p> <p>The phonics session is made up of two parts.</p> <p>The first is the speed sound session. Please select the video appropriate to your child's level (this was emailed to you):</p> <p>Set 1: (m) https://www.youtube.com/watchv=3sYTDpNAB3Y&feature=youtu.be</p> <p>Set 2: (ay) https://youtu.be/zT4UnjTPM3Y</p> <p>Set 3: (u-e) https://www.youtube.com/watch?v=kmIglYCh6no&feature=youtu.be</p> <p>The second is the reading. You will need to log into the Oxford Owl website and find the correct coloured book for your child. Your child should read the book 3 times before moving on, so that they become increasingly confident.</p> <p>Oxford owl: https://home.oxfordowl.co.uk/</p> <p>If you are in guided reading, we are going to start a new book - <i>George's Marvellous Medicine by Roald Dahl</i>.</p> <p>Please read the first chapter and answer the questions. Please ask a grown up if you are stuck on any words and try and answer in full sentences.</p>
9:30-10:30	<p>Maths</p> <p>Measurement length and height</p> <p><u>LO: to understand measurement</u></p> <p>SC1: I understand what length and height mean</p> <p>SC2: I can list words that describe length and height</p> <p>SC3: I can record lengths and heights</p>

This week we are going to be looking at measurement.
Measurement is a number that shows the size or amount of something.

Length or height?

Lengths are usually measured sideways like this snake.



Heights are measured upwards, like this giraffe.



Key words to describe length and height

Tall and Long

Short

Task

Your task is to find the objects in the table below. Then you need to measure them. You do not need a ruler for this. You can use an object to help you measure.


For example, my pencil is 7 paper clips long.



However, you **MUST** use the same measurement object for all the objects eg. paper clips.

Object	Length	Challenge fill in the lengths with a ruler as well
pencil	5 paper clips	
book		
window		
box		
table		

Reflection: Was the object you used to measure easy to use when you measured the table? Why?



Rulers have different numbers and come in different sizes. Why do you think this is?

10:30-11:00

Break time/snack time

11:00-12:00

English


LO: to understand the purpose of suffixes.

SC1: I can describe what a plural is.

SC2: I can identify correct word endings.

SC3: I can explain the difference between singular and plural.

	<p>This week we are going to be learning about suffixes, this is when we add letters to the end of a word to change the meaning.</p> <p>Today we are going to be learning about <u>plurals</u>.</p> <p>A plural is when we take a singular word and add an 's' or an 'es' to the end of the word, to create a word that means more than one.</p> <p>Here is an example: Tree - trees</p> <p>This video explains plurals: https://www.youtube.com/watch?v=ID1OaD4FBqM</p> <p>Watch this video tutorial (you will need some paper and a pencil): https://youtu.be/9rOBEUrq8jQ</p> <p>Reflection:</p> <ul style="list-style-type: none"> • Write what a plural is. • Give 3 examples of singular words that you have made into plurals. Example: Bird - birds • Can you think of a time when you would use plurals? Example: on a shopping list. <p>Task:</p> <p>Gather groups of objects from around your house. Label them using the correct plural - is it an 's' word or an 'es' word?</p> <p>Remember hissing sounds like s, ch, sh, ss, x, z need an 'es' on the end.</p> <p>Challenge: can you think of any words that don't need a plural added but they mean a group of objects? Here's a clue 'fish'.</p> <p>Key words: suffix, plural, singular.</p>
12-1:15	Lunch
1:15-1:30	<p>Assembly</p> <p>https://www.youtube.com/watch?v=nOGt6sBTlvs&feature=youtu.be</p> <p>Please watch the video. Then have a think about any New Year's resolutions you've made this year.</p> <p>What are they? Have you done well so far?</p>

	<p>If you haven't thought of a new year's resolution you could start one today!</p>
1:30-2:30	<p>Experience</p> <p><u>LO: to understand the countries of the UK</u></p> <p>SC1: I know what a country is.</p> <p>SC2: I know UK stands for United Kingdom.</p> <p>SC3: I can list the countries in the United Kingdom.</p> <p><i>During this experience we are going to be learning about the UK. Miss Theobald and Miss Cuss really want a holiday in the summer, but they don't want to go too far. They would like to go somewhere in the United Kingdom. Throughout the experience we are going to be learning all about the UK, so that you can help us choose where to go.</i></p>  <p>Use Google Earth: https://www.google.co.uk/intl/en_uk/earth/ can you find where we live? Can you find the United Kingdom?</p> <p>The UK is made up of different countries. What is a country? How many countries are there in the UK? Watch this video to find out more: https://www.bbc.co.uk/teach/class-clips-video/geography-ks1--ks2-the-united-kingdom/zhtgrj6</p>

UK stands for United Kingdom.

Union means joined together.

The United Kingdom is a union of four countries.

The four countries in the United Kingdom are: England, Northern Ireland, Scotland and Wales.

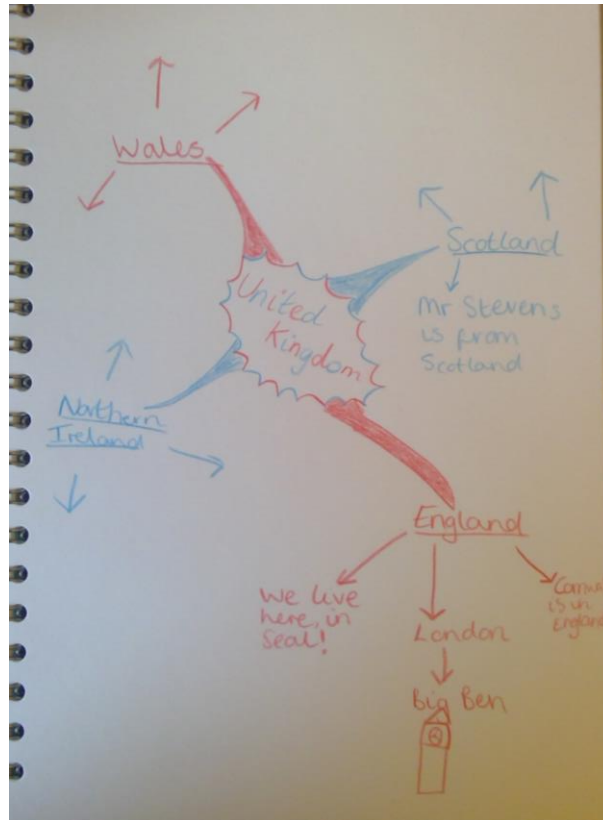
What else can you find out about the UK?

This page may help:

<https://www.bbc.co.uk/bitesize/articles/zvwytrd>

Reflection: What is the UK? Why is the UK called the United Kingdom?

Make a mind map about everything you have found out. Have a look at mine to help. Focus on one country as we will be looking into them all in more detail over the next couple of days.



Key vocabulary: United Kingdom, country, Scotland, England, Wales, Northern Ireland.

2:30-3:00

Mindfulness:

The cloud of calm:

<https://www.youtube.com/watch?v=VjMLWgXnTZU&feature=youtu.be>

You may want to draw your cloud of calm.

3:00-3:15

Story time

Listen to a story read by:

Miss Cuss - How to catch a star by Oliver Jeffers

<https://www.youtube.com/watch?v=k-z6QofxpKI>

Miss Theobald - Monkey Puzzle by Julia Donaldson

<https://www.youtube.com/watch?v=GWM7o5Rappw&feature=youtu.be>

We can't wait to see the work you produce!

Take care,

Miss Cuss and Miss Theobald