

Good morning everyone,

We loved seeing the learning you did yesterday and can't wait to see what brilliant learning you do today!

Time	Learning
9:00-9:30	<p>Phonics</p> <p>The phonics session is made up of two parts.</p> <p>The first is the speed sound session. Please select the video appropriate to your child's level (this was emailed to you):</p> <p>Set 1: a https://youtu.be/lw6Q7ev3Pbl</p> <p>Set 2: igh https://youtu.be/1CUZmBaDK4s</p> <p>Set 3: oi https://www.youtube.com/watch?v=7H87WNKLXU4</p> <p>The second is the reading. You will need to log into the Oxford Owl website and find the correct coloured book for your child. Your child should read the book 3 times before moving on, so that they become increasingly confident.</p> <p>Oxford owl: https://home.oxfordowl.co.uk/</p> <p>If you are in guided reading, please read the next chapter of <i>George's Marvellous Medicine by Roald Dahl</i> and answer the questions in full sentences. We look forward to reading your answers.</p>
9:30-10:30	<p>Maths</p> <p>Measurement mass and weight</p> <p><u>LO: to understand the measurement mass and weight</u></p> <p>SC1: I understand what mass and weight mean</p> <p>SC2: I can compare mass and weight</p> <p>SC3: I can solve problems on mass and weight.</p> <p>Today we are going to be looking at weight and mass. Weight is how heavy something is. A rock is much heavier than a feather!</p>

Have a look at this video!

<https://www.youtube.com/watch?v=bULgZSFOV98>


Can you find something heavier and something lighter like Bert and Ernie?

We can use scales to measure weight and mass. What was the heaviest object you weighed? What was the lightest?

Sometimes you can get scales that are used to compare weights. They look like this.



If one side is lower than the other, it means that object is **heavier**. In the picture the oranges are **heavier**, as there are three oranges but only two apples.



Download from
Dreamstime.com
This watermarked comp image is for previewing purposes only.




ID: 4570293
Madartists | Dreamstime.com

If they are at the same level, if they are balanced, they weigh the **same** amount. In the picture, the one apple and the one orange weigh the same.



We can use these kinds of scales to judge how much something weighs with another object. In the picture below, we can see the

one brown box weighs the more 4 bricks. 4 bricks are **lighter** than 1 brown box.




See if you can solve some word problems using weight.

Easy

The truck weighs ____ bricks.

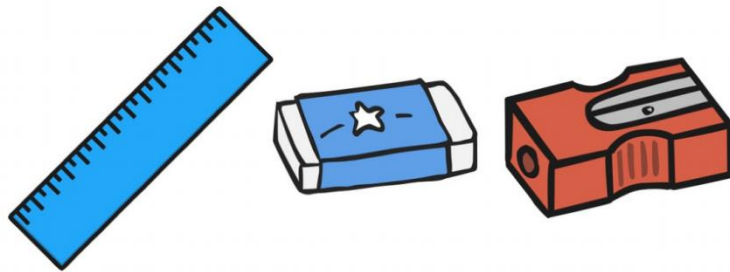




The bus weighs ____ bricks.



The truck is _____ than the bus.

Choose 3 classroom objects that feel to be different weights.
Line them up from lightest to heaviest.
Ask a friend to feel them to see if they agree with you.

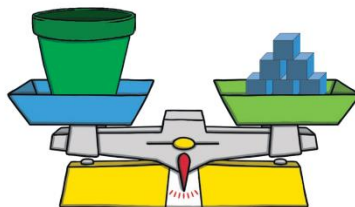





The red pot is _____ than the green pot.

Medium.

How heavy are these pots?



The red pot is _____ than the green pot.

4 cubes heavier than the red pot.



Lighter than the green pot.




Lighter than the red pot but heavier than the green pot.



Write a clue about the yellow pot so that your friend can find how many cubes it weighs.




My box balances with 8 bricks, my friend's box takes 3 fewer bricks to balance. How many bricks does it take to balance my friend's box?



twinkl.co.uk

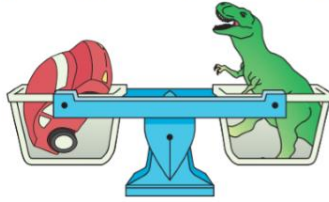
Small tins of paint weigh 3kg. How much does a large tin weigh?



twinkl.co.uk

Challenge:

Which is heavier, a toy car or a toy dinosaur?




Which toy is heavier?




If you added a toy car to the teddy, what would happen to the scales?

Explain your reasoning.


Choose some different sized objects. Is the largest object always the heaviest? Why? Why not?



A large tin of paint weighs 4 kg. How much does a small tin weigh?




Look at these balance scales. There are five cars on one side. The doll weighs the same as how many cars?



Which of these statements is true?

- The dinosaur is lighter than the robot.
- The robot is lighter than the dinosaur.
- The dinosaur and robot weigh the same.



Explain your reasoning.

Key words: mass, weight, heavy, light, scales.

10:30-11:00

Break time/snack time

11:00-12:00

English
Suffixes (ing and ed)

LO: to understand what a tense is.

SC1: I can explain what the past tense is.

SC2: I can understand the impact of a suffix on tense.

SC3: I can change words to fit the tense.

Yesterday we learnt about a type of suffix.

Look at your reflection:

Can you remember what they were?

Why do we use the suffixes 'er' and 'est'?

Today we are going to be learning about some new suffixes.

We will learn about the suffixes 'ing' and 'ed'.

Do you remember what the word we begin with is called?

The root word.

The suffixes we are focusing on today are important because they show something called a tense.

Watch this video to help you to understand tenses:

<https://www.youtube.com/watch?v=DPOM4Z-HpGY>

We will be focusing on the past and present tense.

What has happened and what is happening now.

	<p>Watch this video tutorial:</p> <p>Task: Well as sending your words and sentences to your teacher, have a go at the prefixes and suffixes section on this game! https://www.bbc.co.uk/bitesize/topics/zd63xyc/articles/zncgvk7</p> <p>Challenge: Key words: suffix, root word, tense, past, present.</p>
12-1:15	Lunch
1:15-1:30	<p>Assembly It is all about moving from the blue zone (if you're feeling tired) back into green through getting active. https://www.youtube.com/watch?v=LZXlt3vKZ5k&feature=youtu.be</p>
1:30-2:30	<p>Experience <u>Scotland</u> LO: to know about the countries in the UK. SC1: I can find Scotland on a map of the UK. SC2: I can name the capital of Scotland. SC3: I can list Scotland's key features.</p> <p>Have a look at the United Kingdom on Google Earth https://earth.google.com/web/search/UK/@55.49581888,2.1940693,-118.25904891a,2943898.84434342d,35y,0.00000512h,0t,0r/data=CmwaQhI8CiQweDI1YTNiMTE0MmM3OTFhOToweGM0ZjhhMDQzMzI4ODI1N2EZLJyk-WOwSOAhFoOHad98C8AqAIVLGAIGASImCiQJwHxWgzKISUARYjsgn9ykSUAZoPt5JOcczD8hwDvKreSayz8 Can you find Scotland?</p> <p>Scotland is the country at the top of the UK.</p>

This is the flag of Scotland - it is called the St Andrews Cross.



Watch this video about Scotland:

https://www.youtube.com/watch?v=IpMP7BnMing&feature=emb_logo

Scotland is made up of lots of different places.

Villages, towns and cities.

Here are some different parts of Scotland.

Which place would you like to visit most?

Edinburgh



The Isle of Skye



St Ninian's Isle Tombolo



The Caledonian Forest in the Highlands of Scotland:
<https://www.bbc.co.uk/teach/class-clips-video/william-whiskerson-caledonian-forest/zk98qp3>

What can you spot in the pictures/video?

The Loch Ness



The story of the Loch Ness Monster:

<https://www.youtube.com/watch?v=XtpYFODrz8Q>

Edinburgh:

Edinburgh is the capital city of Scotland.

Watch this video about Edinburgh castle:

<https://www.bbc.co.uk/bitesize/clips/zxsqkqt>

Watch this video about Arthurs seat in Edinburgh:

<https://www.bbc.co.uk/bitesize/clips/zdmn34j>

Task 1:

Add the information you have found out about Scotland onto the mind map you made on Tuesday.

Task 2:

Then choose a landmark/building in Scotland or Edinburgh that you have seen (either in real life or the videos). Draw it near your mind map and write a sentence about it.

Task 3:

	<p>Choose another area in Scotland - use Google Earth to help you. Find out 3 key facts about that place and add them to your mind map.</p> <p>Key words: Scotland, Edinburgh, Town, City, Village, capital city, castle, forest, hill, highlands.</p>
2:30-3:00	<p>Grammar game MIME IT</p> <p>LO: to state what a noun is</p> <p>A noun, is an object, place or thing.</p> <p>We are going to play guess the noun. You will need a partner. Attached is a noun generator. It randomly chooses nouns. Before you start you will need to put a one in the little box next to the words.</p> <div data-bbox="526 915 1036 1268"><p>Random Noun Generator</p><p>Number of Nouns: <input type="text" value="1"/></p><p>First letter: <input type="text"/> Last letter: <input type="text"/></p><p>Noun size by:</p><p><input checked="" type="radio"/> Number of Syllables <input type="radio"/> Noun Length</p><p>Equals <input type="text" value="1"/></p><p>Generate Random Nouns</p></div> <p>Then press the blue button.</p> <div data-bbox="526 1381 1039 1738"><p>Random Noun Generator</p><p>Number of Nouns: <input type="text" value="1"/></p><p>First letter: <input type="text"/> Last letter: <input type="text"/></p><p>Noun size by:</p><p><input checked="" type="radio"/> Number of Syllables <input type="radio"/> Noun Length</p><p>Equals <input type="text" value="1"/></p><p>Generate Random Nouns</p></div> <p>Then it will generate nouns. Remember nouns are objects, places or things.</p>

	<div data-bbox="527 193 1419 436"> <p>Random Noun Generator</p> <p>Number of Nouns: <input type="text" value="1"/></p> <p>First letter: <input type="text"/> Last letter: <input type="text"/></p> <p>Noun size by:</p> <p><input checked="" type="radio"/> Number of Syllables <input type="radio"/> Noun Length</p> <p><input type="text" value="Equals"/> <input type="text" value="1"/></p> <p>Generate Random Nouns</p> </div> <div data-bbox="1127 216 1338 323"> <p>tooth</p> </div> <div data-bbox="527 474 1419 753"> <p>Random Noun Generator</p> <p>Number of Nouns: <input type="text" value="1"/></p> <p>First letter: <input type="text"/> Last letter: <input type="text"/></p> <p>Noun size by:</p> <p><input checked="" type="radio"/> Number of Syllables <input type="radio"/> Noun Length</p> <p><input type="text" value="Equals"/> <input type="text" value="1"/></p> <p>Generate Random Nouns</p> </div> <div data-bbox="1201 518 1380 667"> <p>shirt</p> </div> <p>The aim of the game is to mime the noun and your partner must guess what you are acting! If they get it right, you switch turns. If you are not sure what the noun is, press the blue button again and it will change the word!</p> <p>https://randomwordgenerator.com/noun.php</p> <p>Have fun!</p>
3:00-3:15	<p>Story time</p> <p>Listen to a story read by Miss Theobald:</p> <p>Knock Knock Pirate - https://youtu.be/z8OvruJfeZ4</p>

We can't wait to see the work you produce!

Take care,

Miss Cuss and Miss Theobald