

Butterflies and Dragonflies
Monday 11th January

Timings

Activity

Maths

L.O. To tell the time (applying)

Now that you have learnt how to tell the time on an analogue clock, it is time to show us what you can do.

If you have an analogue clock in your house, tell the time each time you start a new activity on today's timetable and write it next to the activity you are doing; for example:

25 to 10 – guided reading
10 o'clock – mental maths etc.

There are some more time activities later on today. If you want something a little easier, skip this part of the timetable and continue with maths as normal.

NB – parents, this is not to catch you out! We do not mind which order you do the tasks in or what time you get on to them; this is a suggested timetable 😊

9:00 – 9:30



Please take part in the relevant speed sound lesson:

Set 1 lesson (red, green & purple groups)

Set 2 lessons (pink and orange groups)





Set 3 lessons (yellow, blue and grey groups)

































Please email your teacher to find out which group your child is in if you are not sure.

If you are in **Read, Write Inc**, Oxford Owl have made available the e-books relevant to your RWI level. You will need to create a login first so please visit:

https://www.oxfordowl.co.uk/user/sign_up.html

Once you have confirmed your login on your email it will direct you to a page that says "Find a book" Please click on that and then follow the instructions below.

	<p>Click on e-books and find your relevant book colour to read. Please read the same book 3 times.</p> <p>1st day – read to decode the words and make sure you can read every word in the book.</p> <p>2nd day – read the book again and try to read with fluency and expression.</p> <p>3rd day – read the book again and answer the comprehension questions at the end.</p> <p>If you are in guided reading, please read chapter 7 of George's Marvellous Medicine by Roald Dahl and answer the questions in full sentences. We look forward to reading your answers.</p>
<p>9:30 – 10:00</p> 	<p>Mental Arithmetic</p> <p>Please practise your subtraction facts from 20 using your flashcards. Time yourself – how quickly can you get them all right?</p>
<p>10:00-10:15</p> 	<p>Watch Mrs Smith's wellbeing session https://youtu.be/ZMrJudWnljE</p>
<p>10:15-10:30</p> 	<p>Breaktime - have a healthy snack and play.</p>
<p>10:30-11:30</p> 	<p>Maths</p> <p>L.O. To tell the time (applying) ... continued</p> <p>SC1 – I can tell the time when the minute hand is pointing at o'clock, half past, quarter past and quarter to.</p> <p>SC2 – I can tell the time in the 'past' part of the clock.</p> <p>SC3 – I can tell the time in the 'to' part of the clock.</p> <p>Watch the video tutorial: Telling the time - YouTube</p> <p>Please select a challenge depending on how you feel about telling the time.</p> <p>Challenge 1 – writing the time for clocks showing o'clock, half past, quarter past and quarter to.</p> <p>Challenge 2 – writing the time for clocks showing different times at 5 minute intervals.</p>

	<p>Challenge 3 – writing the time to the nearest minute.</p> <p>Please find the tasks on the class page.</p>												
<p>11:30 – 11:45</p> 	<p style="text-align: center;">Spellings – wr</p> <p style="text-align: center;">**PLEASE ONLY SPEND 10/15 MINUTES PRACTISING YOUR SPELLINGS**</p> <p style="text-align: center;">These are our new spellings for this week – the ‘w’ at the beginning of these words is silent.</p> <p style="text-align: center;">Please write out each spelling 3 times in your best joined up handwriting.</p> <table border="1" style="width: 100%; text-align: center;"> <tr> <td data-bbox="564 490 759 667"> <p>write</p>  </td> <td data-bbox="759 490 1026 667"> <p>wrist</p>  </td> <td data-bbox="1026 490 1233 667"> <p>wrap</p>  </td> </tr> <tr> <td data-bbox="564 667 759 875"> <p>wrote</p>  </td> <td data-bbox="759 667 1026 875"> <p>wreck</p>  </td> <td data-bbox="1026 667 1233 875"> <p>wriggle</p>  </td> </tr> <tr> <td data-bbox="564 875 759 1077"> <p>written</p>  </td> <td data-bbox="759 875 1026 1077"> <p>wrestle</p>  </td> <td data-bbox="1026 875 1233 1077"> <p>wren</p>  </td> </tr> <tr> <td data-bbox="564 1077 759 1249"> <p>wrong</p>  </td> <td colspan="2"></td> </tr> </table>	<p>write</p> 	<p>wrist</p> 	<p>wrap</p> 	<p>wrote</p> 	<p>wreck</p> 	<p>wriggle</p> 	<p>written</p> 	<p>wrestle</p> 	<p>wren</p> 	<p>wrong</p> 		
<p>write</p> 	<p>wrist</p> 	<p>wrap</p> 											
<p>wrote</p> 	<p>wreck</p> 	<p>wriggle</p> 											
<p>written</p> 	<p>wrestle</p> 	<p>wren</p> 											
<p>wrong</p> 													
<p>11:45-12:45</p>	<p style="text-align: center;">Lunchtime and playtime</p>												
<p>12:45- 2:00pm</p> 	<p style="text-align: center;">English</p> <p style="text-align: center; color: orange;">LO: To plan my story (discreet learning)</p> <p style="text-align: center;">Please watch the youtube video and complete the tasks:</p> <p style="text-align: center;">https://www.youtube.com/watch?v=Tfsw4YW5wsk</p> <p style="text-align: center;">Something a little easier...</p> <p style="text-align: center;">You could plan your story drawing pictures rather than using words and sentences</p>												

	<p style="text-align: center;">Something a little harder...</p> <p>Try to use a wide range of conjunctions in your writing (when, if, because, and, but, so, that)</p> <p style="text-align: center;">Use multiple apostrophes in your plan</p> <p style="text-align: center;">Use adventurous vocabulary in your plan</p> <p style="text-align: center;">Consistently use the correct punctuation when writing your plan</p>
2:00-3:00pm	<p style="text-align: center;"><u>Forest school</u></p> <p>Please watch the video from Mrs Wells and complete the outdoor learning task:</p> <p style="text-align: center;">https://youtu.be/9AMBS8in_vo</p>
3:00-3:15	<p style="text-align: center;">Story time</p> <p>Enjoy a story by Miss Fermor...</p> <p style="text-align: center;">https://youtu.be/f2LBOc7kGdw</p> 