




































Butterflies and Dragonflies

Wednesday 20th January

Timings	Activity
<p>9:00 – 9:30</p> 	<p>Please take part in the relevant speed sound lesson: Set 1 lesson (red and green groups) https://youtu.be/OzlhvXk3jaw</p> <p>Set 2 lessons (purple, pink and orange groups) https://www.youtube.com/watch?v=O0fAbWyGR68</p> <p>Set 3 lessons (yellow, blue and grey groups) https://www.youtube.com/watch?v=jBGKlcklEx4</p> <p>Please email your teacher to find out which group your child is in if you are not sure.</p> <p>If you are in Read, Write Inc, Oxford Owl have made available the e-books relevant to your RWI level. You will need to create a login first so please visit: https://www.oxfordowl.co.uk/user/sign_up.html</p> <p>Once you have confirmed your login on your email it will direct you to a page that says “Find a book” Please click on that and then follow the instructions below.</p> <p>Click on e-books and find your relevant book colour to read. Please read the same book 3 times across 3 days.</p> <p>1st day – read to decode the words and make sure you can read every word in the book.</p> <p>2nd day – read the book again and try to read with fluency and expression.</p> <p>3rd day – read the book again and answer the comprehension questions at the end.</p> <p>If you are in guided reading, please read and enjoy the final chapter of <i>George's Marvellous Medicine by Roald Dahl – I will ask you some questions tomorrow :-)</i></p>

<p>9:30 – 10:00</p> 	<p style="text-align: center;">Wellbeing</p> <p style="text-align: center;">Watch today's wellbeing session:</p> <p style="text-align: center;">https://youtu.be/Sqe734KxG_k</p>
<p>10:00-10:20</p> 	<p style="text-align: center;">Class Zoom Meeting</p>
<p>10:20-10:40</p> 	<p style="text-align: center;">Breaktime - have a healthy snack and play.</p>
<p>10:40-11:40</p> 	<p style="text-align: center;">Maths</p> <p style="text-align: center;">L.O. To subtract ones from a number (applying)</p> <p>SC1: I can identify the minuend, the subtrahend and the difference. SC2: I can create the minuend using manipulatives or a pictorial jotting. SC3: I can remove the subtrahend using manipulatives or a pictorial jotting.</p> <p>Watch the video, pausing at the relevant points to complete the tasks set:</p> <p style="text-align: center;">https://www.youtube.com/watch?v=fr27vZirjNo&feature=youtu.be</p>
<p>11:30 – 11:45</p>	<p style="text-align: center;">Spelling</p> <p style="text-align: center;">**PLEASE ONLY SPEND 10/15 MINUTES PRACTISING YOUR SPELLINGS**</p> <p style="text-align: center;">Complete the wordsearch containing our new spellings – it is attached to our class page.</p>

	<table border="1"> <tr> <td data-bbox="539 208 778 450"> <p>race</p>  </td> <td data-bbox="778 208 1034 450"> <p>ice</p>  </td> <td data-bbox="1034 208 1257 450"> <p>cell</p>  </td> </tr> <tr> <td data-bbox="539 450 778 696"> <p>city</p>  </td> <td data-bbox="778 450 1034 696"> <p>fancy</p>  </td> <td data-bbox="1034 450 1257 696"> <p>face</p>  </td> </tr> <tr> <td data-bbox="539 696 778 943"> <p>space</p>  </td> <td data-bbox="778 696 1034 943"> <p>bicycle</p>  </td> <td data-bbox="1034 696 1257 943"> <p>circle</p>  </td> </tr> <tr> <td data-bbox="539 943 778 1211"> <p>spicy</p>  </td> <td colspan="2" data-bbox="778 943 1257 1211"> <p>Please read your spellings along with a grown up. What do you notice? Yes even though they contain 'c' the sound that is made is like a 's'. This is because when a 'c' is followed by 'e', 'i' or 'y' it makes a 's' sound.</p> </td> </tr> </table>	<p>race</p> 	<p>ice</p> 	<p>cell</p> 	<p>city</p> 	<p>fancy</p> 	<p>face</p> 	<p>space</p> 	<p>bicycle</p> 	<p>circle</p> 	<p>spicy</p> 	<p>Please read your spellings along with a grown up. What do you notice? Yes even though they contain 'c' the sound that is made is like a 's'. This is because when a 'c' is followed by 'e', 'i' or 'y' it makes a 's' sound.</p>	
<p>race</p> 	<p>ice</p> 	<p>cell</p> 											
<p>city</p> 	<p>fancy</p> 	<p>face</p> 											
<p>space</p> 	<p>bicycle</p> 	<p>circle</p> 											
<p>spicy</p> 	<p>Please read your spellings along with a grown up. What do you notice? Yes even though they contain 'c' the sound that is made is like a 's'. This is because when a 'c' is followed by 'e', 'i' or 'y' it makes a 's' sound.</p>												
<p>11:45-12:45</p>	<p style="text-align: center;">Lunchtime and playtime</p>												
<p>12:45-1:30pm</p>	<p style="text-align: center;">English Outcome</p> <p style="text-align: center;">Read an alternative ending to 'The Way Back Home' written by one of your classmates. Think about what you liked about it to feedback in tomorrow's zoom meeting.</p> <p style="text-align: center;">If you are in school, read one of your classmates that are also in school.</p>												

1:30-2:45pm



English

LO: To understand how commas are used in a list
(understanding)

SC1: I can explain how a comma is used in a list

SC2: I can explain how the word “and” is used in a list

Please watch the video tutorial and complete the tasks set:

<https://www.youtube.com/watch?v=TQH-Sj7UpwI>

For the lesson you will need:

- The powerpoint from today’s lesson which can be found on the class home page
 - The links to the two youtube videos to watch:

<https://www.youtube.com/watch?v=iWVHbN26z9A>

https://www.youtube.com/watch?v=mzx_lBb1F4w&t=41s

Something a little easier:

You could just write 2 of the lists out in full sentences rather than all 4.

Something a little harder:

Have a go at converting the more challenging lists on the class home page.

2:45 –
3:00pm



Effective Communication

Take part in the following lesson:

<https://youtu.be/m-93CXcJLeY>

3:00-3:15

Story time

Enjoy a story by Miss Fermor...

<https://www.youtube.com/watch?v=nQFmV4i0I0o>



--