

A job for Hairy Fairy

Set 6 Book 3
air

Set 6: Blue Book Bag Books

- | | |
|-------------------------|-------------------------|
| 1 Dog school | 5 Greyhounds |
| 2 A horse on Dartmoor | 6 The second jar of oil |
| 3 A job for Hairy Fairy | 7 Party games |
| 4 The thirsty crow | 8 Beastly pets |
| | 9 Dick Whittington |
| | 10 All alone |

Use **Set 6 Blue** Book Bag Books after learning **Speed Sounds Sets 1, 2 and 3.**

OXFORD
UNIVERSITY PRESS

How to get in touch:

web www.oxfordprimary.co.uk
email primary.enquiries@oup.com
tel. +44 (0) 1536 452610
fax +44 (0) 1865 313472

Read Write Inc. Phonics
Book Bag Books
Blue Set 6:
Mixed Pack of 10
ISBN 9780198420583
Mixed Pack of 100
ISBN 9780198420590

**BOOK
BAG
BOOKS**

A job for Hairy Fairy



Story by Gill Munton
Illustrated by Estelle Corke
Series developed by Ruth Miskin

OXFORD

SEAL CE PRIMARY
ZAMBRA WAY
SEAL
SEVENOAKS
KENT TN15 0DJ
01732 762388

A job for Hairy Fairy



Story written by Gill Munton
Illustrated by Estelle Corke



How to help your child read this book

This book gives your child extra practice in reading a story that includes sounds he or she has learnt at school.

Ask your child to read the Story Green Words and Red Words below, before reading the story. Do not read the story to your child first. Point to the words as he or she reads. If your child hesitates, help him or her to sound-blend the word.

Re-read each sentence or page to keep the plot moving. Children's attention is focused on reading the words and they find it hard to focus on the story at the same time.

Don't make them struggle too much and praise them when they succeed. Do it all with patience and love!

Story Green Words

Story Green Words are made up of sounds your child has already learnt. This book contains the following green words:

Lapland Queen Vixen Comet
Rudolf Blitzen harnesses sledge

Red Words

Red Words are harder to read because the letters represent unusual sounds. Ask your child to read the red words, but if he or she gets stuck on a word, read the word to your child. This book contains the following red words:

are do their put



Important note


Read stories to your children that are beyond the level they can read for themselves – every evening. They'll only want to become readers if they experience the joy of listening to a range of stories, non-fiction and poetry. Very soon, they will be able to read those books for themselves, as well as listen to them.

Vocabulary check

Tell your child the meaning of each word in the context of the story.

	definition:	sentence:
greetings	a way of saying hello	Greetings, Hairy Fairy!
assistant	somebody's helper	In this job, you will be my top assistant.
polish	rub something to make it shiny	Polish my big black boots.
harnesses	straps placed on animals to control them	Feed Vixen, Comet, Rudolf and Blitzen carrots and hay, and polish their harnesses.
sledge	a vehicle on runners that carries people and things over snow	Polish the bells on my sledge.

Father Christmas's cabin,
Lapland



Greetings, Hairy Fairy!

The Fairy Queen has asked me to give you a job. It is a very important job. I will pay you well if you are good at it.

The Fairy Queen tells me that, in the past, you have been a tooth fairy and a Christmas tree fairy. In this job, you will be my top assistant.


You must:

- adore frost and snow
- be good with animals
- be a good cook, as I need lots of food.



This is a list of things you will need to do.

- Shop for my food and cook my lunch – chicken with stuffing and lots of pudding.
- Fill my bath and brush my hair.
- Polish my big black boots. (I have three pairs.)
- Feed Vixen, Comet, Rudolf and Blitzen carrots and hay, and polish their harnesses.





- Look at the lists children have written and choose their presents.
- Wrap the presents and put red bows on them.
- Fill my sack with presents.
- Polish the bells on my sledge.
- Put tinsel and fairy lights on my Christmas tree and put a sparkly star on top.

You can have ten days off as holiday in May.

If you think this is the right job for you,
you can start on Sunday.

From

Father Christmas



An illustration of a hairy fairy's hand and foot. The hand is on the left, with long, thin fingers and small black hairs. The foot is on the right, with a large, pink, feathery toe. The background is a light yellow paper with a decorative border of pink stars and dots. A yellow star with a trail is at the top left.

Greetings, Father Christmas!

Thank you for thinking of me
for the job ...



Questions to read and answer


Ask your child to read the sentences and choose the correct answer.

1. Father Christmas is from **Scotland / Lapland / Finland**.
2. The hairy fairy must adore **sun / wind / frost and snow**.
3. The hairy fairy must **wrap / polish / fill** Father Christmas's boots.
4. The hairy fairy must fill the sack with **red tights / sandwiches / presents**.
5. The hairy fairy's job starts **on Sunday / next week / in May**.



Retell the story

Take turns retelling the story with your child.



Questions to chat about

Read the questions aloud to your child and ask him or her to find the answers on the relevant pages. Do not ask your child to read the questions – the words are harder than he or she can read at the moment.

- p.7 What is the job that Father Christmas wants the hairy fairy to do?
- p.8 Why do you think the hairy fairy needs to like animals?
- p.8 What does Father Christmas like to eat?
- pp.8–11 What are three jobs that the hairy fairy has to do?
- p.11 How many days of holiday can the hairy fairy take?

OXFORD

UNIVERSITY PRESS

Great Clarendon Street, Oxford, OX2 6DP, United Kingdom
Oxford University Press is a department of the University of Oxford.
It furthers the University's objective of excellence in research, scholarship,
and education by publishing worldwide. Oxford is a registered trade mark of
Oxford University Press in the UK and in certain other countries.

© Oxford University Press 2018

The moral rights of the author have been asserted.
All rights reserved. No part of this publication may be reproduced,
stored in a retrieval system, or transmitted, in any form or by any
means, without the prior permission in writing of Oxford University
Press, or as expressly permitted by law, by licence or under terms
agreed with the appropriate reprographics rights organization.
Enquiries concerning reproduction outside the scope of the above
should be sent to the Rights Department, Oxford University Press, at
the address above.

You must not circulate this work in any other form and you must
impose this same condition on any acquirer

Mixed Pack of 10
ISBN 9780198420583

Mixed Pack of 100
ISBN 9780198420590

10 9 8 7 6 5 4 3

Printed in China by Golden Cup

Acknowledgements
Illustrations: Estelle Corke

Oxford
OWL

For school

Discover free eBooks, teaching
notes, advice and support

For home

Helping your child's learning
with free eBooks, essential
tips and fun activities

www.oxfordowl.co.uk

