







Butterflies and Dragonflies

Friday 29th January 2021

Timings	Activity
9:00 – 9:30 	<p>Please take part in the relevant speed sound lesson:</p> <p>Set 1 lesson (red and green groups) https://youtu.be/jBdYGeq8CIU</p> <p>Set 2 lessons (purple, pink and orange groups) https://www.youtube.com/watch?v=slytBSDcitQ</p> <p>Set 3 lessons (yellow, blue and grey groups) https://www.youtube.com/watch?v=5FHHnppMd3I</p> <p>Please email your teacher to find out which group your child is in if you are not sure.</p> <p>If you are in Read, Write Inc, Oxford Owl have made available the e-books relevant to your RWI level. You will need to create a login first so please visit: https://www.oxfordowl.co.uk/user/sign_up.html</p> <p>Once you have confirmed your login on your email it will direct you to a page that says “Find a book” Please click on that and then follow the instructions below.</p> <p>Click on e-books and find your relevant book colour to read. Please read the same book 3 times across 3 days.</p> <p>1st day – read to decode the words and make sure you can read every word in the book.</p> <p>2nd day – read the book again and try to read with fluency and expression.</p> <p>3rd day – read the book again and answer the comprehension questions at the end.</p> <p>If you are in guided reading, please read chapter 5 of <i>The Hodgeheg by Dick King-Smith</i> and answer the questions in full sentences. We look forward to reading your answers.</p>

<p>9:30 – 10:00</p> 	<p style="text-align: center;">Wellbeing</p> <p style="text-align: center;">Watch today's wellbeing session:</p> <p style="text-align: center;">https://youtu.be/-znS55vy6wQ</p>
<p>10:00-10:15</p> 	<p style="text-align: center;">Breaktime – have a healthy snack and play</p>
<p>10:15-11:30</p> 	<p style="text-align: center;"><u>English</u></p> <p style="text-align: center;">LO: To use a range of literary devices in my writing (applying)</p> <p>SC1: I can use literary devices to create the appropriate effect</p> <p>SC2: I can use appropriate punctuation for each literary device</p> <p>SC3: I can identify where I have used different literary devices</p> <p>Please watch the video tutorial and watch complete the tasks set:</p> <p style="text-align: center;">https://www.youtube.com/watch?v=utKKaB7nZ7A</p> <p style="text-align: center;">For the lesson you will need:</p> <ul style="list-style-type: none"> <li style="text-align: center;">• Your story map <p style="text-align: center;">Something a little easier:</p> <p style="text-align: center;">Only retell and rewrite one sections of the story. For example when the mouse meets the fox as shown in the example on the video.</p> <p style="text-align: center;">Something a little harder:</p> <p style="text-align: center;">Complete the identifying task on the video and also complete the detailed reflection at the end pf the video</p>
<p>11:30-12:00</p> 	<p style="text-align: center;">Class zoom and quiz!</p>

	<p align="center">Remember to have your A, B and C cards ready!</p>
<p>12:00 – 12:15pm</p>	<p align="center">Mental Maths</p> <p align="center">**PLEASE ONLY SPEND 10/15 MINUTES PRACTISING YOUR MENTAL MATHS**</p> <p align="center">Practise your addition facts to 100 by playing ‘hit the button’ ‘Up to 100’ ‘make 100’</p> <p align="center">Hit the Button - Quick fire maths practice for 5-11 year olds (topmarks.co.uk)</p>
<p>12:15- 1:15pm</p>	<p align="center">Lunchtime and playtime</p>
<p>1:15-2:15pm</p> 	<p align="center"><u>Maths</u></p> <p align="center"><u>L.O. To use subtraction to solve problems (applying)</u></p> <p align="center">SC1: I can identify the minuend and the subtrahend. SC2: I can regroup if necessary. SC3: I can subtract the subtrahend from the minuend.</p> <p align="center">Please watch today’s video, pausing at the relevant points:</p> <p align="center">https://youtu.be/H8iRxPoo9DA</p> <p align="center">If you want to challenge yourself to use an abstract (mental) strategy instead of a pictorial jotting, watch this tutorial:</p> <p align="center">abstract strategy tutorial - YouTube</p>
<p>2:15- 3:00pm</p>	<p align="center"><u>Science</u></p> <p align="center">LO: To show my knowledge of different animals (applying)</p> <p align="center">SC1: I can describe an animal by its animal type</p>



SC2: I can describe an animal by its features
SC3: I can describe an animal by what it eats

Please watch the video tutorial and complete the task:

https://www.youtube.com/watch?v=O5_lfrSQD4g

Link to Mrs Clarke's example video:

<https://www.youtube.com/watch?v=lzxufQHvGWM>

3:00-3:15pm

Story time

Enjoy a story read by Miss Robinson:

<https://www.youtube.com/watch?v=1hASeaEclD8>

