

Challenges W/C 22nd February

Watch this video to find out more about this week's challenges: <https://www.youtube.com/watch?v=5DHUftTy1Ps>

Challenge 1 (larger project)

Find out about the Kings and Queens of England.

You could create a timeline, a family tree or a fact file about interesting Kings and Queens.



Challenge 2 (larger project)

The great spring bird watch! Find out more about birds.

You could create own guide to help identify different birds or you could create a report about what you have found out about the birds in your garden/ local area.



Challenge 3

Photography challenge. Can you capture the signs of spring?



Challenge 4

Make a reading den in your house/garden and enjoy reading for pleasure!



Challenge 5

Create a baking video.



TASC wheel information/guidance for your reference

- At school we use the TASC wheel (*Thinking Actively in a Social Context*) to help the children think through a task or a problem. The whole TASC wheel can be seen below:




- To support your child’s thinking and learning throughout a project, they could use the TASC wheel.
- Your child would start at the orange section and work their way round the wheel. However, depending on the task or problem, it is not always appropriate for all segments to be filled in.
- The sections will take different amounts of time to complete. On some days you will be able to do more than one section. The biggest of the sections is the ‘let’s do it’ stage. The second biggest stage is ‘how many ideas can I think of?’ Time should be spent researching and gathering ideas.
- The children can use different methods of recording in each section. This could include mindmaps, lists, flowcharts, written paragraphs etc. The ‘let’s do it’ section is where the outcome is created. Below are some examples of work from each stage of the TASC wheel. Please note that your child can be creative and they do not have to set it out exactly like the examples, they are just there for ideas.


1. What do I already know?
(example from view from the window art challenge)



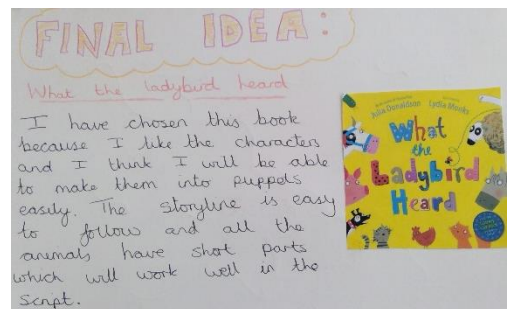
2. What is the task?
(example from a story writing experience)




3. How many ideas can I think of?
(example from time capsule experience)



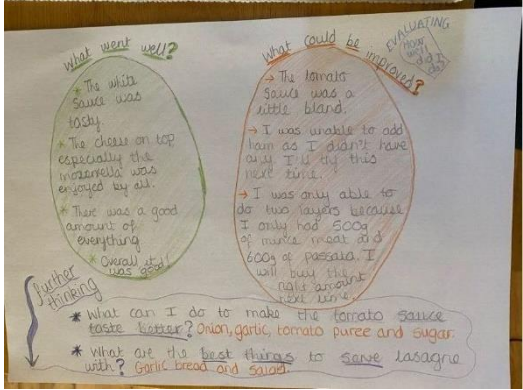
4. What’s the best idea?
(example from the puppet show challenge)



5. Let's do it!
 (example of a poem from the view from your window challenge). This will be whatever the outcome was and the research you needed to do to



6. How well did I do?
 (example from cooking challenge)



7. Let's tell someone!
 This doesn't necessarily need a page in your book because this is where you share your learning with others.

Please note that the examples provided have been created by teachers from reception to year 6.

There are lots of different ways of presenting work from each stage. Be creative in your approaches to each challenge.

The quality and quantity of the work produced will differ according to the age and ability of your child.

8. What have I learned?
 (example from exercise challenge and nutrition challenge)

