




Good morning everyone!

We loved seeing the learning you did yesterday and we can't wait to see your learning from today! Have a great day!

Time	Learning
9:00-9:15	<p>Daily class call (should) Use the emailed link to join the daily call.</p> 
9:15-9:45	<p>Phonics (must) The phonics session is made up of two parts. The first is the speed sound session. Please select the video appropriate to your child's level (this was emailed to you):</p> <p>Set 1: (d) https://youtu.be/bxktM8g0-Hs</p> <p>Set 2: (ow) https://youtu.be/iJ4-6TS9r8c</p> <p>Set 3: (i-e) https://www.youtube.com/watch?v=sCNZwKOxsdI</p> <p>Log into the Oxford Owl website and find the correct coloured book for your child. Your child should read the book 3 times before moving on, so that they become increasingly confident.</p> <p>Oxford owl: https://home.oxfordowl.co.uk/</p>

	<p>You can also access books here where you can log in for and access books free for 30 days. https://www.getepic.com/</p> <p>If you are in guided reading, we are starting a new book called 'The Worst Witch' by Jill Murphy, please read the next chapter and answer the questions in full sentences. We look forward to reading your answers</p>
9:45-9:50	<p>Learning break (could)</p> <p>Use this time to have a short learning break.</p> <p>You could follow one of these videos:</p> <p>Cosmic Yoga Disco: https://www.youtube.com/watch?v=-VAdltGTgaU</p> <p>Just dance kids: https://www.youtube.com/watch?v=41SkJVsm7Os</p>
9:50-10:35	<p>Maths (must)</p> <p><u>New experience - Multiplication Masters!</u></p> <p>Experience launch video: https://youtu.be/PCYi-06zbb8</p> <p><u>LO: to identify double (remembering).</u></p> <p>SC1: I know double means 2 of the same number.</p> <p>SC2: I know when we find double the number gets bigger</p> <p>SC3: I can partition numbers to find double.</p> <p>Watch this video tutorial: https://youtu.be/_GPxXcNYNGk</p> <p>Double Numberblocks: https://www.bbc.co.uk/iplayer/episode/b08q4jkq/numberblocks-series-2-double-trouble</p> <p>Tasks:</p> <p>Green chilli challenge (mild): find double the ladybird's spots. (4:55 minutes in video)</p> <p>Green chilli task tutorial: https://youtu.be/gT9Eq9cIDzQ</p>

	<p>Orange chilli challenge (hot): find double the ladybirds spots and write the number sentence underneath. (5:57 minutes in video)</p> <p>Red chilli challenge (spicy): partition the numbers to find double. (7:15 minutes in the video)</p> <p>Red chilli challenge tutorial: https://youtu.be/L26EKu3rs_k</p> <p>Key words: double, same, equal, greater, add, partition.</p>
10:35-11:00	Break
11:00-11:15	<p>Effective Communication</p> <p>Watch this video on Attentive listening: https://www.youtube.com/watch?v=RL_7GLP4C-E&feature=youtu.be</p> <div style="text-align: center;"> <p>Attentive Listening:</p> <p>Ks1/EYFS</p> <p>Activity:</p> <p>Have a conversation with your parents or a adult at home. Find out what was their favourite book or film when they were a child. Find out when they were younger what did they want to be when they grew up. Or Find out what was their life like as a child.</p> <p>Then use your attentive listening skills by asking questions and repeating the main points from the conversation to clarify your understanding .</p> </div> <div style="display: flex; justify-content: space-around; align-items: center;">    </div>
11:15-12:00	<p>English (must)</p> <p><u>LO: to understand the features of a formal letter</u></p> <p>SC1: I can recall the definition of formal.</p> <p>SC2: I can list the features of a formal letter.</p> <p>SC3: I can identify the features of a formal letter.</p> <p>Watch the lesson video: https://www.youtube.com/watch?v=iNaxV2BYeq8</p>

	<p>Tasks:</p> <p>Green chilli challenge (mild): Label the features of a letter. Green chilli challenge tutorial: https://www.youtube.com/watch?v=CJpWdqNeqZ4</p> <p>Orange chilli challenge (hot): Label the features of a letter.</p> <p>Red chilli challenge (spicy): Label the features of a letter, including additional features. Red chilli challenge tutorial: https://www.youtube.com/watch?v=u7roftvVR1o</p> <p>Reflection: remember to do your reflection.</p> <p>Key words: letter, formal, informal, campaign, address, salutation, ending, greeting, persuade.</p>
12:00-1:15	Lunch
1:15-1:30	<p>Collective worship</p> <p>Watch this video with Anne Le Bas: https://www.wevideo.com/view/1919263564</p>
2:00-3:00	<p>Project (could)</p> <p>Watch this video to find out about this week's challenges: https://www.youtube.com/watch?v=5DHUftTy1Ps</p> <p>Thursday's challenge: <u>Make a reading den in your house or garden!</u> Create a reading den where you can read lots of wonderful stories. You could read them by yourself, to a grown up, to a brother or sister or even to your dog like Mrs Mitchell!</p>

			
3:00-3:15	Story time (must) Listen to the next part of Matilda: Chapter 11 - https://www.youtube.com/watch?v=41bF5xV2KuA		

We can't wait to see the work you produce!

Take care,

Miss Cuss and Miss Theobald