




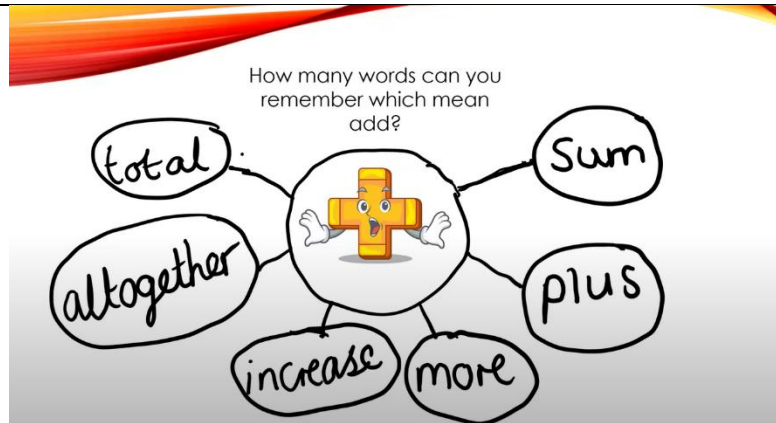


**Friday 26<sup>th</sup> February**  
**Butterflies and Dragonflies**

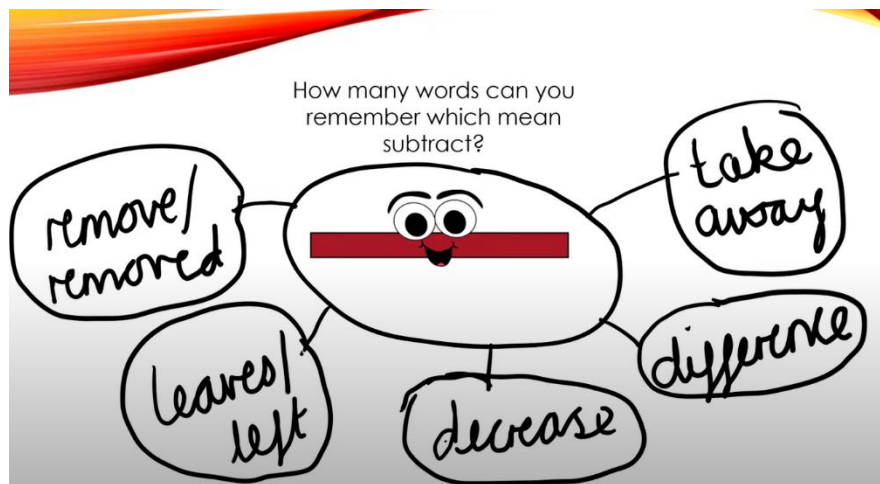
<b>Timings</b>	<b>Activity</b>
<p>9:00 – 9:30</p>  <p><b>Could</b></p>	<p style="text-align: center;"><b>Daily Teams Meeting</b></p>
<p>9:30 – 10:15</p>  <p><b>Must</b></p>	<p style="text-align: center;"><b>Reading</b></p> <p>Please take part in the relevant speed sound lesson:</p> <p style="text-align: center;">Set 2 lessons (pink and orange groups) <a href="https://youtu.be/6HSGJdTBYw">https://youtu.be/6HSGJdTBYw</a></p> <p style="text-align: center;">Set 3 lessons (yellow, blue and grey groups) <a href="https://www.youtube.com/watch?v=sCNZwKOxsdl">https://www.youtube.com/watch?v=sCNZwKOxsdl</a></p> <p>Please email your teacher to find out which group your child is in if you are not sure.</p> <p>Then, read a book to practise your reading. Use the Oxford Owl e-books or the books on the website under: classes, key stage 1 reading. Read each book <b>3 times over 3 days</b> as follows:</p> <p>1<sup>st</sup> day – read to decode the words and make sure you can read every word in the book.</p> <p>2<sup>nd</sup> day – read the book again and try to read with fluency and expression.</p> <p>3<sup>rd</sup> day – read the book again and answer the comprehension questions at the end.</p> <p style="text-align: center;">If you are in <b>guided reading</b>, please read chapter 5 of the <b><i>'The Worst Witch'</i></b> by <b>Jill Murphy</b> and answer the questions in full sentences. We look forward to reading your answers.</p>

<p>10:15-10:30</p>  <p><b>Should</b></p>	<p style="text-align: center;"><b>Mental maths</b></p> <p>Play this game <a href="https://wordwall.net/resource/368757/doubles">https://wordwall.net/resource/368757/doubles</a></p> <p>How many doubles did you get right? How long did it take you to do it?</p> <p>Have another go, can you beat your score or time?</p>
<p>10:30-10:45</p> <p><b>Should</b></p>	<p>Watch today's well being video:</p> <p style="text-align: center;"><a href="https://youtu.be/6b70Ef6M9VA">https://youtu.be/6b70Ef6M9VA</a></p>
<p>10:45-11:00</p> 	<p style="text-align: center;">Breaktime - have a healthy snack and play.</p>
<p>11:00-12:00</p>  <p><b>Must</b></p>	<p style="text-align: center;"><b>Maths</b></p> <p><b>L.O. To understand how to represent a problem (remembering/understanding)</b></p> <p>SC1: I can recall addition and subtraction vocabulary.  SC2: I can identify addition and subtraction vocabulary in a problem.  SC3: I can represent the problem in a bar model.</p> <p style="text-align: center;">Please watch today's video tutorial:</p> <p style="text-align: center;"><a href="https://youtu.be/YEhIo87SwMk">https://youtu.be/YEhIo87SwMk</a></p> <p>Task 1 at 1:26 – list as many different words for add as you can think of.</p> <p>Task 2 at 2:51 – write down any of these words which you don't have on your list/bubble map</p>



Task 3 at 3:33 – list as many different words for subtract as you can think of.

Task 4 at 5:00 – copy down any of these words which you don't have in your list/bubble map.



Task 5 at 7:47 – underline the words which tell us whether this is an addition or subtraction problem and write + or –

We bought 29 cakes. I ate 13. How many cakes have I got left?


Task 6 at 11:11 – decide whether there are any words which tell us whether this is an addition or subtraction problem. Then represent the problem in a bar model.

I bought a toy car for 40p and a pencil for 15p. How much did I need to pay altogether?

Task 7 at 13:37 - decide whether there are any words which tell us whether this is an addition or subtraction problem. Then represent the problem in a bar model.

I had 27 books. Mummy took 8 away. How many books do I have left now?

Task 8 at the end of the video – choose a challenge:




## CHALLENGES

Challenge 1	Challenge 2	Challenge 3
Underline the words in the problem which tell you which operation you need to use.	Underline the words in the problem which tell you which operation you need to use and represent each problem in a bar model.	Underline the words in the problem which tell you which operation you need to use and represent each problem in a bar model.  Write out the number sentence for each calculation explaining how you know this the correct operation.

*If you would like additional support with this, please watch this video which breaks challenge 1 down step by step: <https://youtu.be/9pk1jlq3Xwo>*

**Optional extension:**




## OPTIONAL EXTENSION

Noah saw 12 legs entering the arc. How many creatures did he see?

Consider: Is this addition or subtraction or something else?

How could this be represented in a bar model?



12:00 – 1:00



**Must**

**English**


Applying – applying our Geography knowledge in our writing

Watch the video and complete the tasks set:

[https://www.youtube.com/watch?v=D-UdRoQ38ww&ab\\_channel=MissRobinson](https://www.youtube.com/watch?v=D-UdRoQ38ww&ab_channel=MissRobinson)

**Task 1 at 0:22:** Go and grab your bubble maps from the last 2 lessons on the human features of Australia and the UK.

**Task 2 at 3:03:** Write a paragraph of your letter telling your new friend all about the human features of Australia and Sydney.

	<p><b>Task 3 at 5:59:</b> Write a paragraph of your letter telling your new friend all about the human features of the UK and Sevenoaks.</p> <p><b>Task 4:</b> Complete your reflection:</p> <ul style="list-style-type: none"> <li>• What have you learnt today?</li> <li>• How will what you have learnt today help you write your letter?</li> <li>• How could what you have learnt today help you in your wider life?</li> </ul> <p><b>For additional support please watch:</b>  <a href="https://www.youtube.com/watch?v=VEulw8E1OCg&amp;ab_channel=MissRobinson">https://www.youtube.com/watch?v=VEulw8E1OCg&amp;ab_channel=MissRobinson</a></p> <p><b>Optional extension:</b> Using your persuasive techniques can you write 2 paragraphs convincing someone where the best place to live would be either Australia or the UK based on their human features.</p> <p>Remember to include:</p> <ul style="list-style-type: none"> <li>• Rhetorical questions</li> <li>• The rule/power of 3 <ul style="list-style-type: none"> <li>• Alliteration</li> </ul> </li> <li>• Repeating the key points</li> </ul>
1:00-2:00	Lunchtime and playtime
<p>2:00 – 3:00</p> <p><b>Could</b></p>	<p><b><u>Optional afternoon activities</u></b></p> <p>Please see this video to view the different challenges you could take part in this week:</p> <p><a href="#">Week 1 challenges - YouTube</a></p> <p>It is up to you how many of these challenges you do, if any. You could do all 5 challenges (1 each day) or you could select something that really interests you and do that every afternoon for the week. It's totally up to you!</p> <p><b>Resource: challenges week 1</b></p>
<p>3:00-3:15</p>  <p><b>Should</b></p>	<p><b>Story time</b></p> <p>Watch story time with Mrs Clarke:</p> <p><a href="https://www.youtube.com/watch?v=mkdMKNwYT1g">https://www.youtube.com/watch?v=mkdMKNwYT1g</a></p>

